

COLLEGE OF PHARMACY - ENROLLMENT SUMMARY BY DEGREE

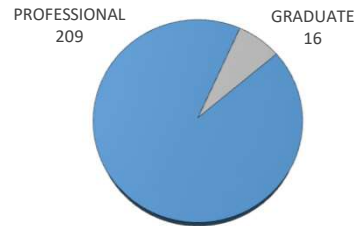
Spring 2025

Credit Enrollment and Full-Time Equivalent (FTE) Enrollment

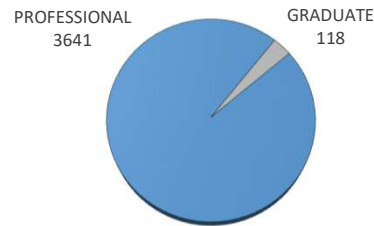
University of Oklahoma Health Sciences Center

	ENROLLMENT			ENROLLMENT - TULSA			STUDENT CREDIT HOURS		FULL-TIME EQUIV	
	Male	Female	TOTAL	Male	Female	TOTAL	TOTAL	TULSA	TOTAL	TULSA
PROFESSIONAL	63	146	209	0	0	0	3641	0	303.25	0
1st Year Professional	18	50	68	0	0	0	1295	0	107.77	0
2nd Year Professional	18	36	54	0	0	0	957	0	79.84	0
3rd Year Professional	13	34	47	0	0	0	845	0	70.34	0
4th Year Professional	14	26	40	0	0	0	544	0	45.3	0
Non-Degree Professional	0	0	0	0	0	0	0	0	0	0
GRADUATE	8	8	16	0	0	0	118	0	9.82	0
Graduate Students	8	8	16	0	0	0	118	0	9.82	0
Graduate - Unclassified	0	0	0	0	0	0	0	0	0	0
TOTAL - COLLEGE OF PHARMACY	71	154	225	0	0	0	3759	0	313.07	0

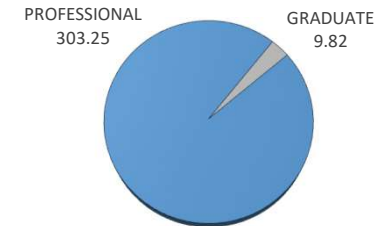
HEADCOUNT ENROLLMENT
BY CLASSIFICATION



CREDIT HOURS ENROLLMENT
BY CLASSIFICATION



FULL-TIME-EQUIVALENT
ENROLLMENT BY CLASSIFICATION



* Full-Time Equivalent enrollment for Fall and Spring semesters is calculated by dividing Graduate and Professional enrollment credit hours by 12, the Undergraduate enrollment credit hours by 15. Full-Time Equivalent enrollment for Summer semesters is calculated by dividing enrollment credit hours for all levels by 6.

Prepared by the Office of Institutional Research using census data collected on February 3, 2025