

COLLEGE OF NURSING - ENROLLMENT SUMMARY BY DEGREE

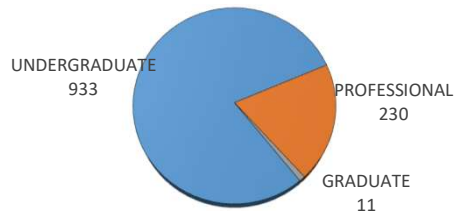
Spring 2025

Credit Enrollment and Full-Time Equivalent (FTE) Enrollment

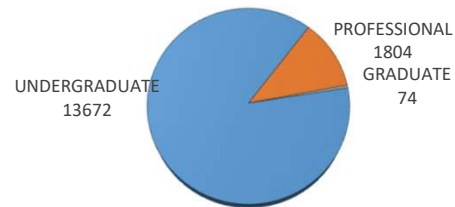
University of Oklahoma Health Sciences Center

CLASSIFICATION	ENROLLMENT			ENROLLMENT - TULSA			STUDENT CREDIT HOURS		FULL-TIME EQUIV	
	Male	Female	TOTAL	Male	Female	TOTAL	TOTAL	TULSA	TOTAL	TULSA
UNDERGRADUATE	120	813	933	29	164	193	13672	2834	911.25	188.9
Third-Year Students	53	397	450	7	70	77	6251	1075	415.41	71.42
Fourth-Year Students	67	416	483	22	94	116	7421	1759	495.84	117.48
PROFESSIONAL	25	205	230	3	41	44	1804	379	150.2	31.54
Professional	25	205	230	3	41	44	1804	379	150.2	31.54
Professional - Special	0	0	0	0	0	0	0	0	0	0
GRADUATE	1	10	11	0	0	0	74	0	6.17	0
Graduate Students	1	10	11	0	0	0	74	0	6.17	0
Graduate - Unclassified	0	0	0	0	0	0	0	0	0	0
TOTAL - COLLEGE OF NURSING	146	1028	1174	32	205	237	15550	3213	1067.62	220.44

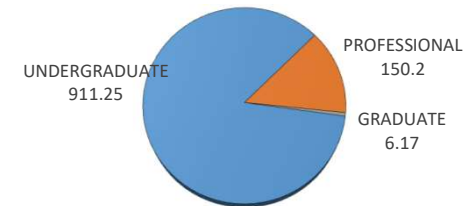
HEADCOUNT ENROLLMENT
BY CLASSIFICATION



CREDIT HOURS ENROLLMENT
BY CLASSIFICATION



FULL-TIME-EQUIVALENT
ENROLLMENT BY CLASSIFICATION



* Full-Time Equivalent enrollment for Fall and Spring semesters is calculated by dividing Graduate and Professional enrollment credit hours by 12, the Undergraduate enrollment credit hours by 15. Full-Time Equivalent enrollment for Summer semesters is calculated by dividing enrollment credit hours for all levels by 6.