

COLLEGE OF DENTISTRY - ENROLLMENT SUMMARY BY DEGREE

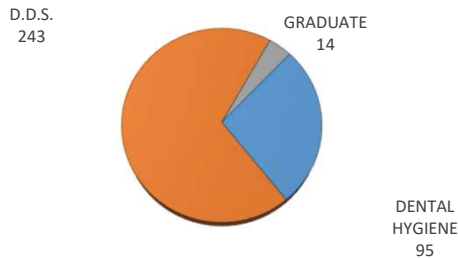
Spring 2025

Credit Enrollment and Full-Time Equivalent (FTE) Enrollment

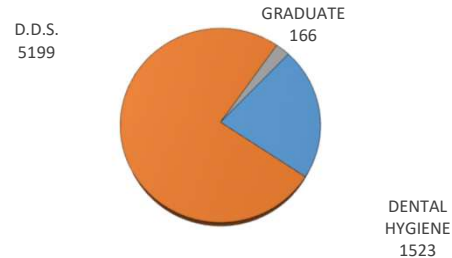
University of Oklahoma Health Sciences Center

CLASSIFICATION	ENROLLMENT			ENROLLMENT - TULSA			STUDENT CREDIT HOURS		FULL-TIME EQUIV	
	Male	Female	TOTAL	Male	Female	TOTAL	TOTAL	TULSA	TOTAL	TULSA
DENTAL HYGIENE	3	92	95	0	0	0	1523	0	101.38	0
Junior	2	46	48	0	0	0	865	0	57.67	0
Senior	1	46	47	0	0	0	658	0	43.71	0
D.D.S.	106	136	243	6	8	14	5199	287	433.47	23.94
1st Year Students	23	29	52	0	0	0	1093	0	91.08	0
2nd Year Students	30	24	54	0	0	0	1296	0	108	0
3rd Year Students	26	43	70	4	3	7	1470	147	122.5	12.25
4th Year Students	27	40	67	2	5	7	1340	140	111.89	11.69
Special Students	0	0	0	0	0	0	0	0	0	0
GRADUATE	5	9	14	0	0	0	166	0	13.8	0
Graduate Students	5	9	14	0	0	0	166	0	13.8	0
TOTAL - COLLEGE OF DENTISTRY	114	237	352	6	8	14	6888	287	548.65	23.94

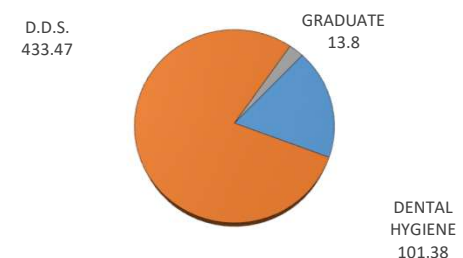
HEADCOUNT ENROLLMENT
BY CLASSIFICATION



CREDIT HOURS ENROLLMENT
BY CLASSIFICATION



FULL-TIME-EQUIVALENT
ENROLLMENT BY CLASSIFICATION



* Full-Time Equivalent enrollment for Fall and Spring semesters is calculated by dividing Graduate and Professional enrollment credit hours by 12, the Undergraduate enrollment credit hours by 15. Full-Time Equivalent enrollment for Summer semesters is calculated by dividing enrollment credit hours for all levels by 6.

Prepared by the Office of Institutional Research using census data collected on February 3, 2025