

# ALLIED HEALTH - ENROLLMENT SUMMARY BY DEGREE

Spring 2025

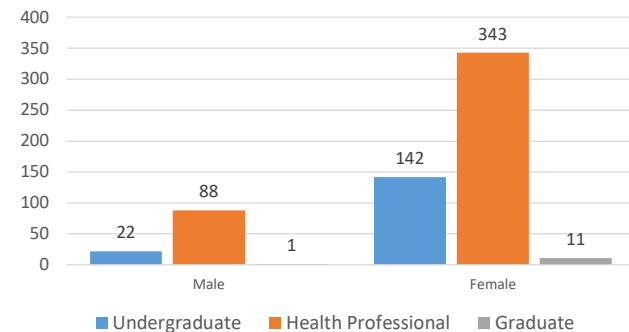
Credit Enrollment and Full-Time Equivalent (FTE) Enrollment

University of Oklahoma Health Sciences Center

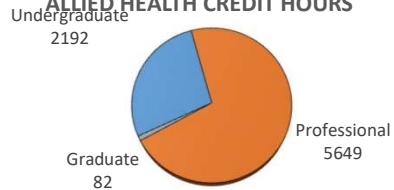
Division of Study	Junior/1st Year			Senior/2nd Year			Graduate/Professional			TOTAL			TULSA		
	TOT	Male	Female	TOT	Male	Female	TOT	Male	Female	Male	Female	TOT	TOT	Male	Female
<b>UNDERGRADUATE</b>	<b>76</b>	<b>12</b>	<b>64</b>	<b>88</b>	<b>10</b>	<b>78</b>	<b>0</b>	<b>0</b>	<b>0</b>	<b>22</b>	<b>142</b>	<b>164</b>	<b>13</b>	<b>0</b>	<b>13</b>
Clinical Dietetics/Nutritional Sciences	0	0	0	0	0	0	0	0	0	0	0	0	0	0	0
Communication Sciences & Disorders	27	1	26	32	2	30	0	0	0	3	56	59	0	0	0
Medical Imaging & Radiation Sciences	49	11	38	56	8	48	0	0	0	19	86	105	13	0	13
Nuclear Medicine	5	2	3	5	2	3	0	0	0	4	6	10	0	0	0
Radiation Sciences	6	2	4	6	0	6	0	0	0	2	10	12	0	0	0
Radiation Therapy	6	2	4	11	3	8	0	0	0	5	12	17	0	0	0
Radiography	9	5	4	9	3	6	0	0	0	8	10	18	0	0	0
Sonography	23	0	23	25	0	25	0	0	0	0	48	48	13	0	13
Special Student	0	0	0	0	0	0	0	0	0	0	0	0	0	0	0
<b>HEALTH PROFESSIONAL</b>	<b>0</b>	<b>0</b>	<b>0</b>	<b>0</b>	<b>0</b>	<b>0</b>	<b>431</b>	<b>88</b>	<b>343</b>	<b>88</b>	<b>343</b>	<b>431</b>	<b>127</b>	<b>31</b>	<b>96</b>
Audiology - AuD	0	0	0	0	0	0	24	0	24	0	24	24	0	0	0
Coordinated MA in Dietetics	0	0	0	0	0	0	29	5	24	5	24	29	0	0	0
Occupational Therapy - MOT	0	0	0	0	0	0	0	0	0	0	0	0	0	0	0
Occupational Therapy - ODT	0	0	0	0	0	0	112	9	103	9	103	112	49	6	43
Physical Therapy - DPT	0	0	0	0	0	0	208	72	136	72	136	208	78	25	53
Rehab Sciences - DSC Internet	0	0	0	0	0	0	10	1	9	1	9	10	0	0	0
Speech Language Pathology - MA	0	0	0	0	0	0	47	0	47	0	47	47	0	0	0
Geriatrics/Gerontology Cert	0	0	0	0	0	0	0	0	0	0	0	0	0	0	0
Applied Pediatric Nutrition Cert	0	0	0	0	0	0	1	1	0	1	0	1	0	0	0
Dietetic Internships	0	0	0	0	0	0	0	0	0	0	0	0	0	0	0
Special Student	0	0	0	0	0	0	0	0	0	0	0	0	0	0	0
<b>GRADUATE</b>	<b>0</b>	<b>0</b>	<b>0</b>	<b>0</b>	<b>0</b>	<b>0</b>	<b>12</b>	<b>1</b>	<b>11</b>	<b>1</b>	<b>11</b>	<b>12</b>	<b>1</b>	<b>0</b>	<b>1</b>
Allied Health Sciences (PhD)	0	0	0	0	0	0	5	1	4	1	4	5	0	0	0
AHS Medical Dosimetry (MS)	0	0	0	0	0	0	0	0	0	0	0	0	0	0	0
Comm Sci & Disorders - Audiology (PhD)	0	0	0	0	0	0	0	0	0	0	0	0	0	0	0
CSD - Speech-Lang Pathology (PhD)	0	0	0	0	0	0	0	0	0	0	0	0	0	0	0
Nutritional Science (MS)	0	0	0	0	0	0	7	0	7	0	7	7	1	0	1
Special Student	0	0	0	0	0	0	0	0	0	0	0	0	0	0	0
<b>TOTAL - ALLIED HEALTH</b>	<b>76</b>	<b>12</b>	<b>64</b>	<b>88</b>	<b>10</b>	<b>78</b>	<b>443</b>	<b>89</b>	<b>354</b>	<b>111</b>	<b>496</b>	<b>607</b>	<b>141</b>	<b>31</b>	<b>110</b>

HOURS ENROLLED		Undergraduate	Professional	Graduate	TOTAL
Credit Hours		2192	5649	82	7923
Full-Time Equivalent*		146.26	470.56	6.85	623.67
HOURS ENROLLED - TULSA		Undergraduate	Professional	Graduate	
Credit Hours		182	1672	3	1857
Full-Time Equivalent*		12.13	139.29	0.25	151.67

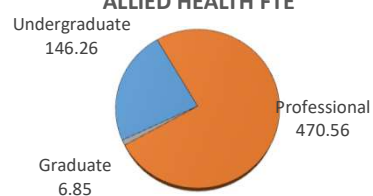
ALLIED HEALTH ENROLLMENT BY GENDER



ALLIED HEALTH CREDIT HOURS



ALLIED HEALTH FTE



\*Full-Time Equivalent enrollment for Fall and Spring semesters is calculated by dividing Graduate and Professional enrollment credit hours by 12, the Undergraduate enrollment credit hours by 15. Full-Time Equivalent enrollment for Summer semesters is calculated by dividing enrollment credit hours for all levels by 6.

Prepared by the Office of Institutional Research using census data collected on February 3, 2025