

COLLEGE OF NURSING - ENROLLMENT SUMMARY BY DEGREE

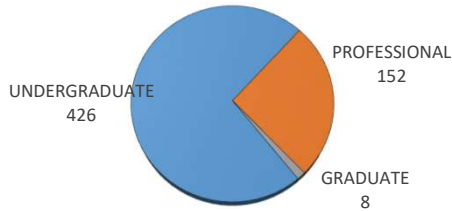
Summer 2024

Credit Enrollment and Full-Time Equivalent (FTE) Enrollment

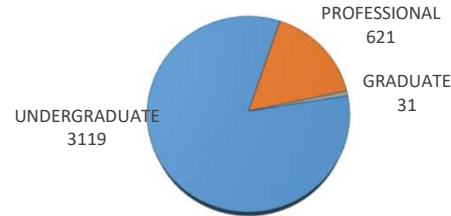
University of Oklahoma Health Sciences Center

CLASSIFICATION	ENROLLMENT			ENROLLMENT - TULSA			STUDENT CREDIT HOURS		FULL-TIME EQUIV	
	Male	Female	TOTAL	Male	Female	TOTAL	TOTAL	TULSA	TOTAL	TULSA
UNDERGRADUATE	65	361	426	27	110	137	3119	1212	520.3	202.19
Third-Year Students	20	81	101	11	34	45	1212	540	202	90
Fourth-Year Students	45	280	325	16	76	92	1907	672	318.3	112.19
PROFESSIONAL	12	140	152	3	20	23	621	94	103.31	15.63
Professional	12	140	152	3	20	23	621	94	103.31	15.63
Professional - Special	0	0	0	0	0	0	0	0	0	0
GRADUATE	1	7	8	0	0	0	31	0	5.17	0
Graduate Students	1	7	8	0	0	0	31	0	5.17	0
Graduate - Unclassified	0	0	0	0	0	0	0	0	0	0
TOTAL - COLLEGE OF NURSING	78	508	586	30	130	160	3771	1306	628.78	217.82

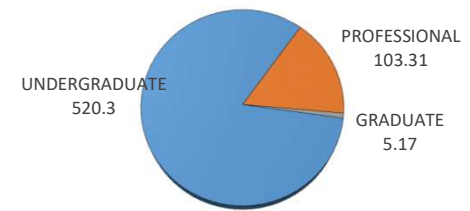
HEADCOUNT ENROLLMENT BY CLASSIFICATION



CREDIT HOURS ENROLLMENT BY CLASSIFICATION



FULL-TIME-EQUIVALENT ENROLLMENT BY CLASSIFICATION



* Full-Time Equivalent enrollment for Fall and Spring semesters is calculated by dividing Graduate and Professional enrollment credit hours by 12, the Undergraduate enrollment credit hours by 15. Full-Time Equivalent enrollment for Summer semesters is calculated by dividing enrollment credit hours for all levels by 6.