

COLLEGE OF DENTISTRY - ENROLLMENT SUMMARY BY DEGREE

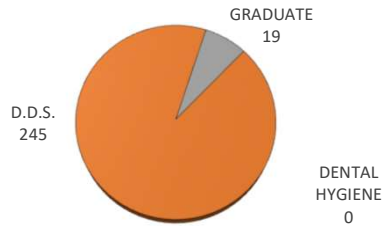
Summer 2024

Credit Enrollment and Full-Time Equivalent (FTE) Enrollment

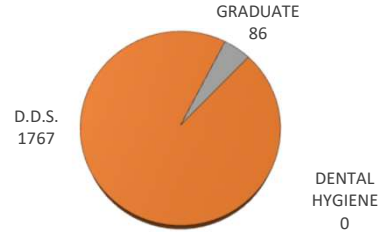
University of Oklahoma Health Sciences Center

CLASSIFICATION	ENROLLMENT			ENROLLMENT - TULSA			STUDENT CREDIT HOURS		FULL-TIME EQUIV	
	Male	Female	TOTAL	Male	Female	TOTAL	TOTAL	TULSA	TOTAL	TULSA
DENTAL HYGIENE	0	0	0	0	0	0	0	0	0	0
Junior	0	0	0	0	0	0	0	0	0	0
Senior	0	0	0	0	0	0	0	0	0	0
D.D.S.	107	137	245	6	8	14	1767	126	294.15	21
1st Year Students	23	30	53	0	0	0	265	0	43.99	0
2nd Year Students	30	24	54	0	0	0	265	0	43.99	0
3rd Year Students	26	43	70	4	3	7	420	42	70	7
4th Year Students	28	40	68	2	5	7	817	84	136.17	14
Special Students	0	0	0	0	0	0	0	0	0	0
GRADUATE	8	11	19	0	0	0	86	0	14.33	0
Graduate Students	8	11	19	0	0	0	86	0	14.33	0
TOTAL - COLLEGE OF DENTISTRY	115	148	264	6	8	14	1853	126	308.48	21

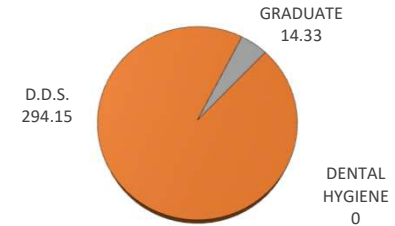
HEADCOUNT ENROLLMENT BY CLASSIFICATION



CREDIT HOURS ENROLLMENT BY CLASSIFICATION



FULL-TIME-EQUIVALENT ENROLLMENT BY CLASSIFICATION



* Full-Time Equivalent enrollment for Fall and Spring semesters is calculated by dividing Graduate and Professional enrollment credit hours by 12, the Undergraduate enrollment credit hours by 15. Full-Time Equivalent enrollment for Summer semesters is calculated by dividing enrollment credit hours for all levels by 6.