

ALLIED HEALTH - ENROLLMENT SUMMARY BY DEGREE

Summer 2024

Credit Enrollment and Full-Time Equivalent (FTE) Enrollment

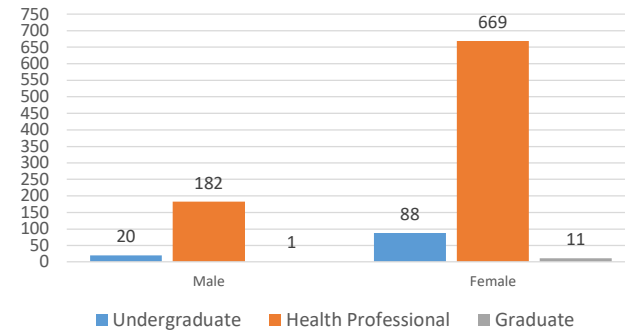
University of Oklahoma Health Sciences Center

Division of Study	Junior/1st Year			Senior/2nd Year			Graduate/Professional			TOTAL			TULSA		
	TOT	Male	Female	TOT	Male	Female	TOT	Male	Female	Male	Female	TOT	TOT	Male	Female
UNDERGRADUATE	59	11	48	49	9	40	0	0	0	20	88	108	15	0	15
Clinical Dietetics/Nutritional Sciences	6	1	5	0	0	0	0	0	0	1	5	6	0	0	0
Communication Sciences & Disorders	0	0	0	0	0	0	0	0	0	0	0	0	0	0	0
Medical Imaging & Radiation Sciences	53	10	43	49	9	40	0	0	0	19	83	102	15	0	15
Nuclear Medicine	6	2	4	5	2	3	0	0	0	4	7	11	0	0	0
Radiation Sciences	0	0	0	1	1	0	0	0	0	1	0	1	0	0	0
Radiation Therapy	10	3	7	10	3	7	0	0	0	6	14	20	0	0	0
Radiography	11	5	6	8	3	5	0	0	0	8	11	19	0	0	0
Sonography	26	0	26	25	0	25	0	0	0	0	51	51	15	0	15
Special Student	0	0	0	0	0	0	0	0	0	0	0	0	0	0	0
HEALTH PROFESSIONAL	0	0	0	0	0	0	851	182	669	182	669	851	276	69	207
Audiology - AuD	0	0	0	0	0	0	39	2	37	2	37	39	0	0	0
Coordinated MA in Dietetics	0	0	0	0	0	0	67	11	56	11	56	67	0	0	0
Occupational Therapy - MOT	0	0	0	0	0	0	40	2	38	2	38	40	20	1	19
Occupational Therapy - ODT	0	0	0	0	0	0	193	16	177	16	177	193	95	12	83
Physical Therapy - DPT	0	0	0	0	0	0	421	147	274	147	274	421	161	56	105
Rehab Sciences - DSC Internet	0	0	0	0	0	0	26	2	24	2	24	26	0	0	0
Speech Language Pathology - MA	0	0	0	0	0	0	61	2	59	2	59	61	0	0	0
Geriatrics/Gerontology Cert	0	0	0	0	0	0	0	0	0	0	0	0	0	0	0
Applied Pediatric Nutrition Cert	0	0	0	0	0	0	1	0	1	0	1	1	0	0	0
Dietetic Internships	0	0	0	0	0	0	3	0	3	0	3	3	0	0	0
Special Student	0	0	0	0	0	0	0	0	0	0	0	0	0	0	0
GRADUATE	0	0	0	0	0	0	12	1	11	1	11	12	1	0	1
Allied Health Sciences (PhD)	0	0	0	0	0	0	7	1	6	1	6	7	0	0	0
AHS Medical Dosimetry (MS)	0	0	0	0	0	0	0	0	0	0	0	0	0	0	0
Comm Sci & Disorders - Audiology (PhD)	0	0	0	0	0	0	0	0	0	0	0	0	0	0	0
CSD - Speech-Lang Pathology (PhD)	0	0	0	0	0	0	0	0	0	0	0	0	0	0	0
Nutritional Science (MS)	0	0	0	0	0	0	5	0	5	0	5	5	1	0	1
Special Student	0	0	0	0	0	0	0	0	0	0	0	0	0	0	0
TOTAL - ALLIED HEALTH	59	11	48	49	9	40	863	183	680	203	768	971	292	69	223

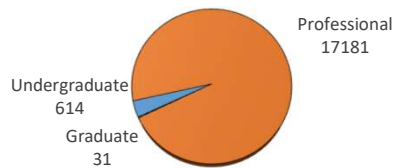
HOURS ENROLLED	Undergraduate	Professional	Graduate	TOTAL
Credit Hours	614	17181	31	17826
Full-Time Equivalent*	102.33	2862.82	5.15	2970.3

HOURS ENROLLED - TULSA	Undergraduate	Professional	Graduate	TOTAL
Credit Hours	86	5223	5	5314
Full-Time Equivalent*	14.33	870.12	0.83	885.28

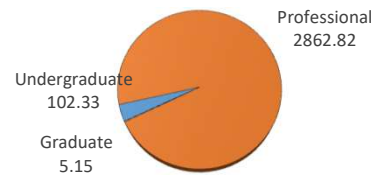
ALLIED HEALTH ENROLLMENT BY GENDER



ALLIED HEALTH CREDIT HOURS



ALLIED HEALTH FTE



*Full-Time Equivalent enrollment for Fall and Spring semesters is calculated by dividing Graduate and Professional enrollment credit hours by 12, the Undergraduate enrollment credit hours by 15. Full-Time Equivalent enrollment for Summer semesters is calculated by dividing enrollment credit hours for all levels by 6.