

ENROLLMENT BY LOCATION REPORT

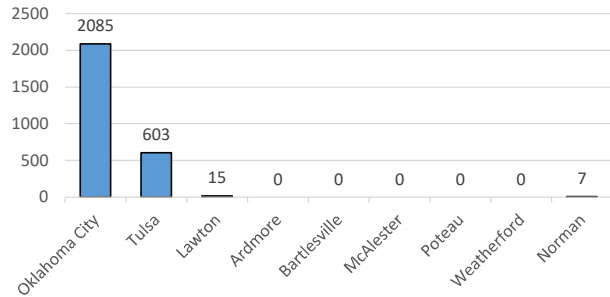
Summer 2024

Gender, Residency, Age & Full/Part Time Totals

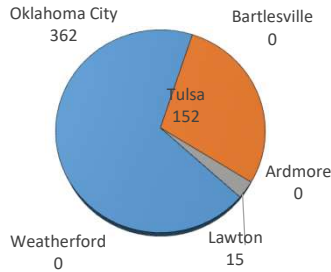
University of Oklahoma Health Sciences Center

LEVEL/COLLEGE	TOTAL			OKLAHOMA CITY		TULSA		LAWTON		ARDMORE		BARTLESVILLE		McALESTER		POTEAU		WEATHERFORD		NORMAN	
	TOT	Male	Female	Male	Female	Male	Female	Male	Female	Male	Female	Male	Female	Male	Female	Male	Female	Male	Female	Male	Female
UNDERGRADUATE	534	85	449	55	307	27	125	3	12	0	0	0	0	0	0	0	0	0	0	0	0
Allied Health	108	20	88	20	73	0	15	0	0	0	0	0	0	0	0	0	0	0	0	0	0
Dentistry	0	0	0	0	0	0	0	0	0	0	0	0	0	0	0	0	0	0	0	0	0
Nursing	426	65	361	35	234	27	110	3	12	0	0	0	0	0	0	0	0	0	0	0	0
HEALTH PROFESSIONAL	1922	549	1372	425	1046	124	326	0	0	0	0	0	0	0	0	0	0	0	0	0	0
Allied Health	851	182	669	113	462	69	207	0	0	0	0	0	0	0	0	0	0	0	0	0	0
Dentistry	245	107	137	101	129	6	8	0	0	0	0	0	0	0	0	0	0	0	0	0	0
Medicine -MD	336	179	157	150	125	29	32	0	0	0	0	0	0	0	0	0	0	0	0	0	0
Medicine -PA	221	35	186	18	133	17	53	0	0	0	0	0	0	0	0	0	0	0	0	0	0
Nursing	152	12	140	9	120	3	20	0	0	0	0	0	0	0	0	0	0	0	0	0	0
Pharmacy	80	24	56	24	56	0	0	0	0	0	0	0	0	0	0	0	0	0	0	0	0
Public Health	37	10	27	10	21	0	6	0	0	0	0	0	0	0	0	0	0	0	0	0	0
GRADUATE COLLEGE (MS, PhD)	247	101	145	101	144	0	1	0	0	0	0	0	0	0	0	0	0	0	0	0	0
Allied Health	12	1	11	1	10	0	1	0	0	0	0	0	0	0	0	0	0	0	0	0	0
Dentistry	19	8	11	8	11	0	0	0	0	0	0	0	0	0	0	0	0	0	0	0	0
Graduate -CTS	13	7	5	7	5	0	0	0	0	0	0	0	0	0	0	0	0	0	0	0	0
Medicine	147	61	86	61	86	0	0	0	0	0	0	0	0	0	0	0	0	0	0	0	0
Nursing	8	1	7	1	7	0	0	0	0	0	0	0	0	0	0	0	0	0	0	0	0
Pharmacy	13	6	7	6	7	0	0	0	0	0	0	0	0	0	0	0	0	0	0	0	0
Public Health	35	17	18	17	18	0	0	0	0	0	0	0	0	0	0	0	0	0	0	0	0
TOTAL OUHSC	2717	740	1975	584	1501	151	452	3	12	0	0	0	0	0	0	0	0	0	0	2	5
Allied Health	971	203	768	134	545	69	223	0	0	0	0	0	0	0	0	0	0	0	0	0	0
Dentistry	264	115	148	109	140	6	8	0	0	0	0	0	0	0	0	0	0	0	0	0	0
Graduate -CTS	13	7	5	7	5	0	0	0	0	0	0	0	0	0	0	0	0	0	0	0	0
Medicine	704	275	429	229	344	46	85	0	0	0	0	0	0	0	0	0	0	0	0	0	0
Nursing	586	78	508	45	361	30	130	3	12	0	0	0	0	0	0	0	0	0	0	0	0
Pharmacy	93	30	63	30	63	0	0	0	0	0	0	0	0	0	0	0	0	0	0	0	0
Public Health	72	27	45	27	39	0	6	0	0	0	0	0	0	0	0	0	0	0	0	0	0
Norman Inter-Campus	7	2	5	0	0	0	0	0	0	0	0	0	0	0	0	0	0	0	0	2	5
Non-Degree	7	3	4	3	4	0	0	0	0	0	0	0	0	0	0	0	0	0	0	0	0

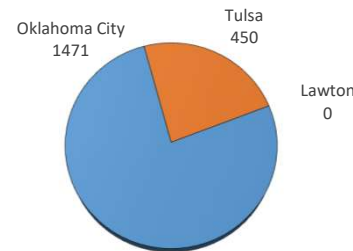
ENROLLMENT BY LOCATION



UNDERGRADUATE BY LOCATION



PROFESSIONAL BY LOCATION



GRADUATE COLLEGE BY LOCATION

