

# ADMITTED BY LEVEL REPORT

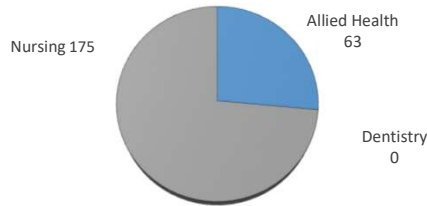
Summer 2024

Male/Female Ethnic (IPEDS) Totals

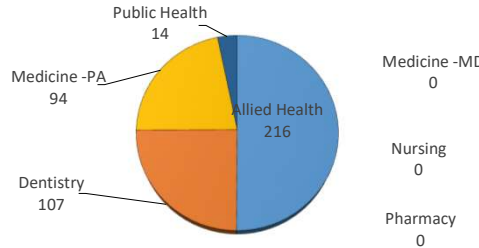
University of Oklahoma Health Sciences Center

LEVEL/COLLEGE	TOT	CAUCASIAN				AFRICAN AMERICAN				HISPANIC				ASIAN				AMERICAN INDIAN				HAWAIIAN/PACIFIC ISLANDER				INTERNATIONAL				MULTI-ETHNIC				UNREPORTED			
		M	F	U	%	M	F	U	%	M	F	U	%	M	F	U	%	M	F	U	%	M	F	U	%	M	F	U	%	M	F	U	%	M	F	U	%
<b>UNDERGRADUATE</b>	<b>238</b>	<b>21</b>	<b>124</b>	<b>0</b>	<b>61%</b>	<b>4</b>	<b>7</b>	<b>0</b>	<b>5%</b>	<b>11</b>	<b>20</b>	<b>0</b>	<b>13%</b>	<b>4</b>	<b>5</b>	<b>0</b>	<b>4%</b>	<b>1</b>	<b>2</b>	<b>0</b>	<b>1%</b>	<b>0</b>	<b>0</b>	<b>0</b>	<b>0%</b>	<b>1</b>	<b>2</b>	<b>0</b>	<b>1%</b>	<b>1</b>	<b>4</b>	<b>0</b>	<b>2%</b>	<b>3</b>	<b>27</b>	<b>1</b>	<b>13%</b>
Allied Health	63	6	35	0	65%	0	0	0	0%	2	4	0	10%	1	2	0	5%	1	0	0	2%	0	0	0	0%	0	0	0	0%	0	0	0	0%	1	11	0	19%
Dentistry	0	0	0	0	-	0	0	0	-	0	0	0	-	0	0	0	-	0	0	0	-	0	0	0	-	0	0	0	-	0	0	0	-	0	0	0	-
Nursing	175	15	89	0	59%	4	7	0	6%	9	16	0	14%	3	3	0	3%	0	2	0	1%	0	0	0	0%	1	2	0	2%	1	4	0	3%	2	16	1	10%
<b>PROFESSIONAL</b>	<b>431</b>	<b>70</b>	<b>213</b>	<b>1</b>	<b>66%</b>	<b>3</b>	<b>2</b>	<b>0</b>	<b>1%</b>	<b>7</b>	<b>15</b>	<b>1</b>	<b>5%</b>	<b>11</b>	<b>34</b>	<b>1</b>	<b>10%</b>	<b>6</b>	<b>6</b>	<b>0</b>	<b>3%</b>	<b>1</b>	<b>0</b>	<b>0</b>	<b>0%</b>	<b>1</b>	<b>5</b>	<b>0</b>	<b>1%</b>	<b>4</b>	<b>7</b>	<b>0</b>	<b>3%</b>	<b>13</b>	<b>29</b>	<b>1</b>	<b>10%</b>
Allied Health	216	39	122	1	75%	1	2	0	1%	3	9	1	6%	2	4	0	3%	2	2	0	2%	0	0	0	0%	0	0	0	0%	2	1	0	1%	5	19	1	11%
Dentistry	107	25	33	0	54%	1	0	0	1%	0	2	0	2%	7	22	1	27%	2	2	0	4%	1	0	0	1%	0	0	0	0%	1	2	0	3%	7	1	0	7%
Medicine -MD	0	0	0	0	-	0	0	0	-	0	0	0	-	0	0	0	-	0	0	0	-	0	0	0	-	0	0	0	-	0	0	0	-	0	0	0	-
Medicine -PA	94	6	54	0	64%	1	0	0	1%	4	2	0	6%	2	8	0	11%	2	1	0	3%	0	0	0	0%	0	0	0	0%	1	4	0	5%	0	9	0	10%
Nursing	0	0	0	0	-	0	0	0	-	0	0	0	-	0	0	0	-	0	0	0	-	0	0	0	-	0	0	0	-	0	0	0	-	0	0	0	-
Pharmacy	0	0	0	0	-	0	0	0	-	0	0	0	-	0	0	0	-	0	0	0	-	0	0	0	-	0	0	0	-	0	0	0	-	0	0	0	-
Public Health	14	0	4	0	29%	0	0	0	0%	0	2	0	14%	0	0	0	0%	0	1	0	7%	0	0	0	0%	1	5	0	43%	0	0	0	0%	1	0	0	7%
<b>GRADUATE COLLEGE</b>	<b>12</b>	<b>2</b>	<b>1</b>	<b>0</b>	<b>25%</b>	<b>0</b>	<b>0</b>	<b>0</b>	<b>0%</b>	<b>0</b>	<b>3</b>	<b>0</b>	<b>25%</b>	<b>1</b>	<b>2</b>	<b>0</b>	<b>25%</b>	<b>0</b>	<b>0</b>	<b>0</b>	<b>0%</b>	<b>0</b>	<b>0</b>	<b>0</b>	<b>0%</b>	<b>0</b>	<b>2</b>	<b>0</b>	<b>17%</b>	<b>0</b>	<b>0</b>	<b>0</b>	<b>0%</b>	<b>0</b>	<b>1</b>	<b>0</b>	<b>8%</b>
Allied Health	3	1	0	0	33%	0	0	0	0%	0	1	0	33%	0	0	0	0%	0	0	0	0%	0	0	0	0%	0	1	0	33%	0	0	0	0%	0	0	0	0%
Dentistry	6	0	1	0	17%	0	0	0	0%	0	2	0	33%	1	1	0	33%	0	0	0	0%	0	0	0	0%	0	0	0	0%	0	0	0	0%	0	1	0	17%
Graduate -CTS	0	0	0	0	-	0	0	0	-	0	0	0	-	0	0	0	-	0	0	0	-	0	0	0	-	0	0	0	-	0	0	0	-	0	0	0	-
Medicine	2	1	0	0	50%	0	0	0	0%	0	0	0	0%	0	1	0	50%	0	0	0	0%	0	0	0	0%	0	0	0	0%	0	0	0	0%	0	0	0	0%
Nursing	0	0	0	0	-	0	0	0	-	0	0	0	-	0	0	0	-	0	0	0	-	0	0	0	-	0	0	0	-	0	0	0	-	0	0	0	-
Pharmacy	0	0	0	0	-	0	0	0	-	0	0	0	-	0	0	0	-	0	0	0	-	0	0	0	-	0	0	0	-	0	0	0	-	0	0	0	-
Public Health	1	0	0	0	0%	0	0	0	0%	0	0	0	0%	0	0	0	0%	0	0	0	0%	0	0	0	0%	0	1	0	100%	0	0	0	0%	0	0	0	0%
<b>TOTAL OUHSC</b>	<b>688</b>	<b>95</b>	<b>340</b>	<b>1</b>	<b>63%</b>	<b>8</b>	<b>9</b>	<b>0</b>	<b>2%</b>	<b>18</b>	<b>40</b>	<b>1</b>	<b>8%</b>	<b>16</b>	<b>41</b>	<b>1</b>	<b>8%</b>	<b>7</b>	<b>8</b>	<b>0</b>	<b>2%</b>	<b>1</b>	<b>0</b>	<b>0</b>	<b>0%</b>	<b>2</b>	<b>9</b>	<b>0</b>	<b>2%</b>	<b>5</b>	<b>11</b>	<b>0</b>	<b>2%</b>	<b>16</b>	<b>57</b>	<b>2</b>	<b>11%</b>
Allied Health	282	46	157	1	72%	1	2	0	1%	5	14	1	7%	3	6	0	3%	3	2	0	2%	0	0	0	0%	0	1	0	0%	2	1	0	1%	6	30	1	13%
Dentistry	113	25	34	0	52%	1	0	0	1%	0	4	0	4%	8	23	1	27%	2	2	0	4%	1	0	0	1%	0	0	0	0%	1	2	0	3%	7	2	0	8%
Graduate -CTS	0	0	0	0	-	0	0	0	-	0	0	0	-	0	0	0	-	0	0	0	-	0	0	0	-	0	0	0	-	0	0	0	-	0	0	0	-
Medicine	96	7	54	0	64%	1	0	0	1%	4	2	0	6%	2	9	0	11%	2	1	0	3%	0	0	0	0%	0	0	0	0%	1	4	0	5%	0	9	0	9%
Nursing	175	15	89	0	59%	4	7	0	6%	9	16	0	14%	3	3	0	3%	0	2	0	1%	0	0	0	0%	1	2	0	2%	1	4	0	3%	2	16	1	10%
Pharmacy	0	0	0	0	-	0	0	0	-	0	0	0	-	0	0	0	-	0	0	0	-	0	0	0	-	0	0	0	-	0	0	0	-	0	0	0	-
Public Health	15	0	4	0	27%	0	0	0	0%	0	2	0	13%	0	0	0	0%	0	1	0	7%	0	0	0	0%	1	6	0	47%	0	0	0	0%	1	0	0	7%
Norman Inter-Campus Non-Degree	0	0	0	0	-	0	0	0	-	0	0	0	-	0	0	0	-	0	0	0	-	0	0	0	-	0	0	0	-	0	0	0	-	0	0	0	-
	7	2	2	0	57%	1	0	0	14%	0	2	0	29%	0	0	0	0%	0	0	0	0%	0	0	0	0%	0	0	0	0%	0	0	0	0%	0	0	0	0%

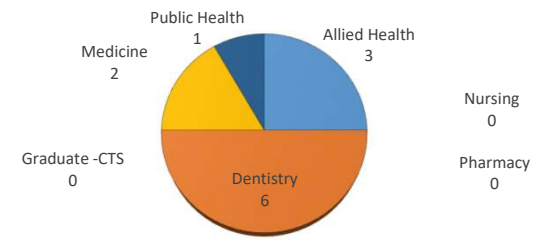
UNDERGRADUATE ADMITS



PROFESSIONAL ADMITS



GRADUATE COLLEGE ADMITS



IPEDS (Integrated Postsecondary Education Data System) is the core postsecondary education data collection program for the National Center for Education Statistics, a part of the Institute for Education Sciences within the United States Department of Education.

Prepared by the Office of Institutional Research using census data collected on June 7, 2024