

COLLEGE OF NURSING - ENROLLMENT SUMMARY BY DEGREE

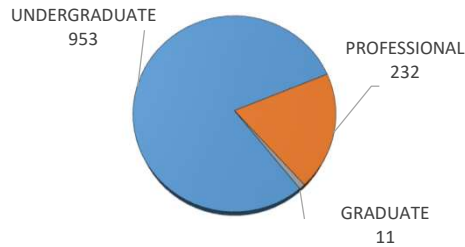
Fall 2024

Credit Enrollment and Full-Time Equivalent (FTE) Enrollment

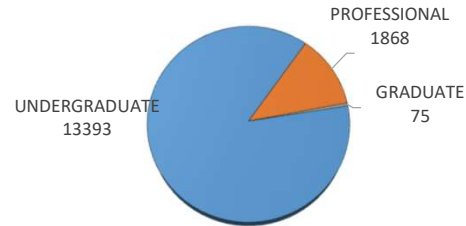
University of Oklahoma Health Sciences Center

CLASSIFICATION	ENROLLMENT			ENROLLMENT - TULSA			STUDENT CREDIT HOURS		FULL-TIME EQUIV	
	Male	Female	TOTAL	Male	Female	TOTAL	TOTAL	TULSA	TOTAL	TULSA
UNDERGRADUATE	124	829	953	31	168	199	13393	2788	892.88	185.87
Third-Year Students	73	487	560	18	107	125	8272	1836	551.5	122.4
Fourth-Year Students	51	342	393	13	61	74	5121	952	341.38	63.47
PROFESSIONAL	26	206	232	3	40	43	1868	377	155.86	31.46
Professional	26	206	232	3	40	43	1868	377	155.86	31.46
Professional - Special	0	0	0	0	0	0	0	0	0	0
GRADUATE	1	10	11	0	0	0	75	0	6.24	0
Graduate Students	1	10	11	0	0	0	75	0	6.24	0
Graduate - Unclassified	0	0	0	0	0	0	0	0	0	0
TOTAL - COLLEGE OF NURSING	151	1045	1196	34	208	242	15336	3165	1054.98	217.33

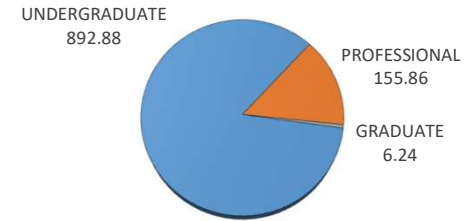
HEADCOUNT ENROLLMENT BY CLASSIFICATION



CREDIT HOURS ENROLLMENT BY CLASSIFICATION



FULL-TIME-EQUIVALENT ENROLLMENT BY CLASSIFICATION



* Full-Time Equivalent enrollment for Fall and Spring semesters is calculated by dividing Graduate and Professional enrollment credit hours by 12, the Undergraduate enrollment credit hours by 15. Full-Time Equivalent enrollment for Summer semesters is calculated by dividing enrollment credit hours for all levels by 6.