

ALLIED HEALTH - ENROLLMENT SUMMARY BY DEGREE

Fall 2024

Credit Enrollment and Full-Time Equivalent (FTE) Enrollment

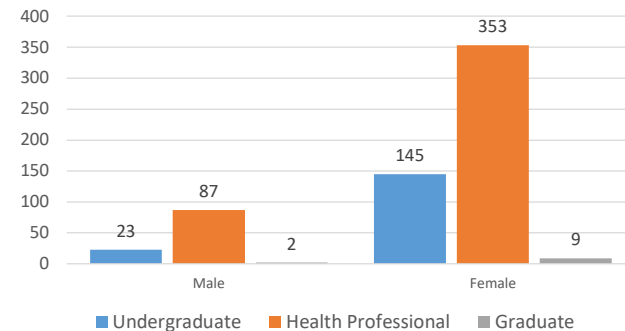
University of Oklahoma Health Sciences Center

Division of Study	Junior/1st Year			Senior/2nd Year			Graduate/Professional			TOTAL			TULSA		
	TOT	Male	Female	TOT	Male	Female	TOT	Male	Female	Male	Female	TOT	TOT	Male	Female
UNDERGRADUATE	79	12	67	89	11	78	0	0	0	23	145	168	13	0	13
Clinical Dietetics/Nutritional Sciences	0	0	0	0	0	0	0	0	0	0	0	0	0	0	0
Communication Sciences & Disorders	30	1	29	32	2	30	0	0	0	3	59	62	0	0	0
Medical Imaging & Radiation Sciences	49	11	38	57	9	48	0	0	0	20	86	106	13	0	13
Nuclear Medicine	5	2	3	5	2	3	0	0	0	4	6	10	0	0	0
Radiation Sciences	3	2	1	10	1	9	0	0	0	3	10	13	0	0	0
Radiation Therapy	7	2	5	10	3	7	0	0	0	5	12	17	0	0	0
Radiography	9	5	4	9	3	6	0	0	0	8	10	18	0	0	0
Sonography	25	0	25	23	0	23	0	0	0	0	48	48	13	0	13
Special Student	0	0	0	0	0	0	0	0	0	0	0	0	0	0	0
HEALTH PROFESSIONAL	0	0	0	0	0	0	440	87	353	87	353	440	127	31	96
Audiology - AuD	0	0	0	0	0	0	24	0	24	0	24	24	0	0	0
Coordinated MA in Dietetics	0	0	0	0	0	0	32	5	27	5	27	32	0	0	0
Occupational Therapy - MOT	0	0	0	0	0	0	0	0	0	0	0	0	0	0	0
Occupational Therapy - ODT	0	0	0	0	0	0	112	9	103	9	103	112	49	6	43
Physical Therapy - DPT	0	0	0	0	0	0	208	72	136	72	136	208	78	25	53
Rehab Sciences - DSC Internet	0	0	0	0	0	0	10	1	9	1	9	10	0	0	0
Speech Language Pathology - MA	0	0	0	0	0	0	48	0	48	0	48	48	0	0	0
Geriatrics/Gerontology Cert	0	0	0	0	0	0	0	0	0	0	0	0	0	0	0
Applied Pediatric Nutrition Cert	0	0	0	0	0	0	1	0	1	0	1	1	0	0	0
Dietetic Internships	0	0	0	0	0	0	5	0	5	0	5	5	0	0	0
Special Student	0	0	0	0	0	0	0	0	0	0	0	0	0	0	0
GRADUATE	0	0	0	0	0	0	11	2	9	2	9	11	0	0	0
Allied Health Sciences (PhD)	0	0	0	0	0	0	9	2	7	2	7	9	0	0	0
AHS Medical Dosimetry (MS)	0	0	0	0	0	0	0	0	0	0	0	0	0	0	0
Comm Sci & Disorders - Audiology (PhD)	0	0	0	0	0	0	0	0	0	0	0	0	0	0	0
CSD - Speech-Lang Pathology (PhD)	0	0	0	0	0	0	0	0	0	0	0	0	0	0	0
Nutritional Science (MS)	0	0	0	0	0	0	2	0	2	0	2	2	0	0	0
Special Student	0	0	0	0	0	0	0	0	0	0	0	0	0	0	0
TOTAL - ALLIED HEALTH	79	12	67	89	11	78	451	89	362	112	507	619	140	31	109

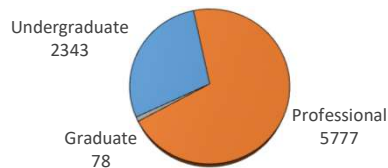
HOURS ENROLLED	Undergraduate	Professional	Graduate	TOTAL
Credit Hours	2343	5777	78	8198
Full-Time Equivalent*	156.13	482.29	6.5	644.92

HOURS ENROLLED - TULSA	Undergraduate	Professional	Graduate	TOTAL
Credit Hours	176	1691	0	1867
Full-Time Equivalent*	11.73	141.31	0	153.04

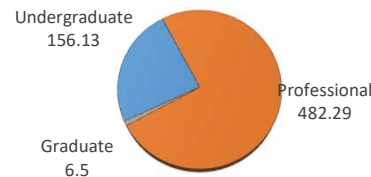
ALLIED HEALTH ENROLLMENT BY GENDER



ALLIED HEALTH CREDIT HOURS



ALLIED HEALTH FTE



*Full-Time Equivalent enrollment for Fall and Spring semesters is calculated by dividing Graduate and Professional enrollment credit hours by 12, the Undergraduate enrollment credit hours by 15. Full-Time Equivalent enrollment for Summer semesters is calculated by dividing enrollment credit hours for all levels by 6.