

ENROLLMENT BY LOCATION REPORT

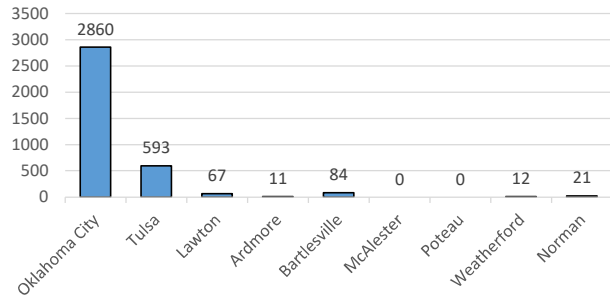
Fall 2024

Gender, Residency, Age & Full/Part Time Totals

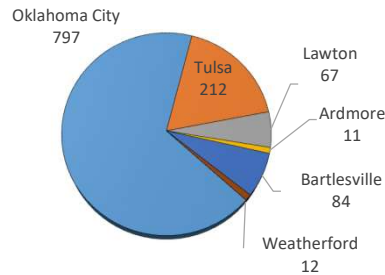
University of Oklahoma Health Sciences Center

LEVEL/COLLEGE	TOTAL			OKLAHOMA CITY		TULSA		LAWTON		ARDMORE		BARTLESVILLE		McALESTER		POTEAU		WEATHERFORD		NORMAN	
	TOT	Male	Female	Male	Female	Male	Female	Male	Female	Male	Female	Male	Female	Male	Female	Male	Female	Male	Female	Male	Female
UNDERGRADUATE	1216	150	1066	91	706	31	181	16	51	0	11	6	78	0	0	0	0	0	12	0	0
Allied Health	168	23	145	23	132	0	13	0	0	0	0	0	0	0	0	0	0	0	0	0	0
Dentistry	95	3	92	2	46	0	0	0	0	0	11	1	23	0	0	0	0	0	12	0	0
Nursing	953	124	829	66	528	31	168	16	51	0	0	5	55	0	0	0	0	0	0	0	0
HEALTH PROFESSIONAL	2135	709	1425	595	1158	114	267	0	0	0	0	0	0	0	0	0	0	0	0	0	0
Allied Health	440	87	353	56	257	31	96	0	0	0	0	0	0	0	0	0	0	0	0	0	0
Dentistry	244	106	137	100	129	6	8	0	0	0	0	0	0	0	0	0	0	0	0	0	0
Medicine -MD	682	363	319	306	258	57	61	0	0	0	0	0	0	0	0	0	0	0	0	0	0
Medicine -PA	220	35	185	18	132	17	53	0	0	0	0	0	0	0	0	0	0	0	0	0	0
Nursing	232	26	206	23	166	3	40	0	0	0	0	0	0	0	0	0	0	0	0	0	0
Pharmacy	208	64	144	64	144	0	0	0	0	0	0	0	0	0	0	0	0	0	0	0	0
Public Health	109	28	81	28	72	0	9	0	0	0	0	0	0	0	0	0	0	0	0	0	0
GRADUATE COLLEGE (MS, PhD)	295	115	179	115	179	0	0	0	0	0	0	0	0	0	0	0	0	0	0	0	0
Allied Health	11	2	9	2	9	0	0	0	0	0	0	0	0	0	0	0	0	0	0	0	0
Dentistry	20	9	11	9	11	0	0	0	0	0	0	0	0	0	0	0	0	0	0	0	0
Graduate -CTS	14	8	5	8	5	0	0	0	0	0	0	0	0	0	0	0	0	0	0	0	0
Medicine	172	63	109	63	109	0	0	0	0	0	0	0	0	0	0	0	0	0	0	0	0
Nursing	11	1	10	1	10	0	0	0	0	0	0	0	0	0	0	0	0	0	0	0	0
Pharmacy	16	8	8	8	8	0	0	0	0	0	0	0	0	0	0	0	0	0	0	0	0
Public Health	51	24	27	24	27	0	0	0	0	0	0	0	0	0	0	0	0	0	0	0	0
TOTAL OUHSC	3684	989	2692	806	2054	145	448	16	51	0	11	6	78	0	0	0	0	0	12	10	11
Allied Health	619	112	507	81	398	31	109	0	0	0	0	0	0	0	0	0	0	0	0	0	0
Dentistry	359	118	240	111	186	6	8	0	0	0	11	1	23	0	0	0	0	0	12	0	0
Graduate -CTS	14	8	5	8	5	0	0	0	0	0	0	0	0	0	0	0	0	0	0	0	0
Medicine	1074	461	613	387	499	74	114	0	0	0	0	0	0	0	0	0	0	0	0	0	0
Nursing	1196	151	1045	90	704	34	208	16	51	0	0	5	55	0	0	0	0	0	0	0	0
Pharmacy	224	72	152	72	152	0	0	0	0	0	0	0	0	0	0	0	0	0	0	0	0
Public Health	160	52	108	52	99	0	9	0	0	0	0	0	0	0	0	0	0	0	0	0	0
Norman Inter-Campus	27	10	16	0	5	0	0	0	0	0	0	0	0	0	0	0	0	0	0	10	11
Non-Degree	11	5	6	5	6	0	0	0	0	0	0	0	0	0	0	0	0	0	0	0	0

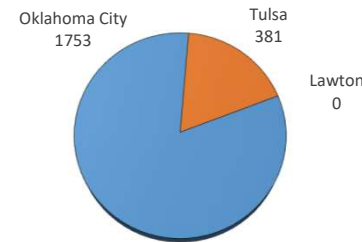
ENROLLMENT BY LOCATION



UNDERGRADUATE BY LOCATION



PROFESSIONAL BY LOCATION



GRADUATE COLLEGE BY LOCATION

