

# APPLICANT BY LEVEL REPORT

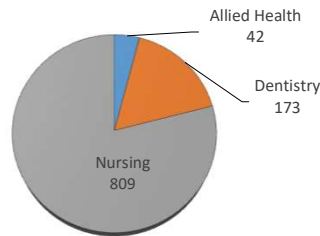
Fall 2024

Male/Female Ethnic (IPEDS) Totals

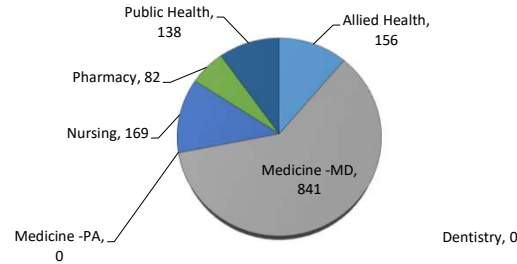
University of Oklahoma Health Sciences Center

LEVEL/COLLEGE	TOT	CAUCASIAN				AFRICAN AMERICAN				HISPANIC				ASIAN				AMERICAN INDIAN				HAWAIIAN/PACIFIC ISLANDER				INTERNATIONAL				MULTI-ETHNIC				UNREPORTED			
		M	F	U	%	M	F	U	%	M	F	U	%	M	F	U	%	M	F	U	%	M	F	U	%	M	F	U	%	M	F	U	%	M	F	U	%
<b>UNDERGRADUATE</b>	<b>1024</b>	<b>49</b>	<b>487</b>	<b>0</b>	<b>52%</b>	<b>9</b>	<b>82</b>	<b>0</b>	<b>9%</b>	<b>14</b>	<b>137</b>	<b>0</b>	<b>15%</b>	<b>8</b>	<b>52</b>	<b>0</b>	<b>6%</b>	<b>3</b>	<b>41</b>	<b>0</b>	<b>4%</b>	<b>1</b>	<b>0</b>	<b>0</b>	<b>0%</b>	<b>1</b>	<b>8</b>	<b>0</b>	<b>1%</b>	<b>1</b>	<b>16</b>	<b>0</b>	<b>2%</b>	<b>9</b>	<b>106</b>	<b>0</b>	<b>11%</b>
Allied Health	42	2	24	0	62%	0	0	0	0%	1	9	0	24%	0	1	0	2%	0	1	0	2%	0	0	0	0%	0	0	0	0%	0	2	0	5%	0	2	0	5%
Dentistry	173	5	81	0	50%	0	10	0	6%	1	34	0	20%	1	10	0	6%	0	9	0	5%	0	0	0	0%	0	1	0	1%	0	0	0	0%	0	21	0	12%
Nursing	809	42	382	0	52%	9	72	0	10%	12	94	0	13%	7	41	0	6%	3	31	0	4%	1	0	0	0%	1	7	0	1%	1	14	0	2%	9	83	0	11%
<b>PROFESSIONAL</b>	<b>1386</b>	<b>254</b>	<b>463</b>	<b>0</b>	<b>52%</b>	<b>19</b>	<b>54</b>	<b>0</b>	<b>5%</b>	<b>52</b>	<b>91</b>	<b>0</b>	<b>10%</b>	<b>90</b>	<b>153</b>	<b>0</b>	<b>18%</b>	<b>8</b>	<b>17</b>	<b>0</b>	<b>2%</b>	<b>0</b>	<b>0</b>	<b>0</b>	<b>0%</b>	<b>28</b>	<b>41</b>	<b>0</b>	<b>5%</b>	<b>6</b>	<b>8</b>	<b>0</b>	<b>1%</b>	<b>34</b>	<b>68</b>	<b>0</b>	<b>7%</b>
Allied Health	156	1	106	0	69%	1	5	0	4%	0	17	0	11%	0	8	0	5%	0	3	0	2%	0	0	0	0%	0	2	0	1%	0	0	0	0%	0	13	0	8%
Dentistry	0	0	0	0	-	0	0	0	-	0	0	0	-	0	0	0	-	0	0	0	-	0	0	0	-	0	0	0	-	0	0	0	-	0	0	0	-
Medicine -MD	841	222	208	0	51%	13	30	0	5%	39	47	0	10%	74	117	0	23%	6	4	0	1%	0	0	0	0%	2	1	0	0%	4	4	0	1%	30	40	0	8%
Medicine -PA	0	0	0	0	-	0	0	0	-	0	0	0	-	0	0	0	-	0	0	0	-	0	0	0	-	0	0	0	-	0	0	0	-	0	0	0	-
Nursing	169	9	100	0	64%	0	9	0	5%	4	15	0	11%	1	9	0	6%	0	5	0	3%	0	0	0	0%	0	4	0	2%	1	3	0	2%	2	7	0	5%
Pharmacy	82	6	22	0	34%	1	3	0	5%	5	5	0	12%	11	14	0	30%	2	3	0	6%	0	0	0	0%	2	0	0	2%	0	1	0	1%	0	7	0	9%
Public Health	138	16	27	0	31%	4	7	0	8%	4	7	0	8%	4	5	0	7%	0	2	0	1%	0	0	0	0%	24	34	0	42%	1	0	0	1%	2	1	0	2%
<b>GRADUATE COLLEGE</b>	<b>358</b>	<b>25</b>	<b>44</b>	<b>0</b>	<b>19%</b>	<b>4</b>	<b>3</b>	<b>0</b>	<b>2%</b>	<b>4</b>	<b>12</b>	<b>0</b>	<b>4%</b>	<b>4</b>	<b>6</b>	<b>0</b>	<b>3%</b>	<b>0</b>	<b>0</b>	<b>0</b>	<b>0%</b>	<b>0</b>	<b>0</b>	<b>0</b>	<b>0%</b>	<b>126</b>	<b>120</b>	<b>0</b>	<b>69%</b>	<b>0</b>	<b>1</b>	<b>0</b>	<b>0%</b>	<b>5</b>	<b>4</b>	<b>0</b>	<b>3%</b>
Allied Health	9	0	8	0	89%	0	0	0	0%	0	0	0	0%	0	0	0	0%	0	0	0	0%	0	0	0	0%	0	0	0	0%	0	0	0	0%	0	1	0	11%
Dentistry	0	0	0	0	-	0	0	0	-	0	0	0	-	0	0	0	-	0	0	0	-	0	0	0	-	0	0	0	-	0	0	0	-	0	0	0	-
Graduate -CTS	1	0	0	0	0%	0	0	0	0%	0	0	0	0%	0	0	0	0%	0	0	0	0%	0	0	0	0%	1	0	0	100%	0	0	0	0%	0	0	0	0%
Medicine	260	18	26	0	17%	2	2	0	2%	4	9	0	5%	3	5	0	3%	0	0	0	0%	98	88	0	72%	0	0	0	0%	4	1	0	2%				
Nursing	4	0	3	0	75%	0	0	0	0%	0	0	0	0%	0	0	0	0%	0	0	0	0%	0	0	0	0%	0	0	0	0%	0	1	0	25%				
Pharmacy	9	1	0	0	11%	0	0	0	0%	0	0	0	0%	0	0	0	0%	0	0	0	0%	3	4	0	78%	0	0	0	0%	1	0	0	11%				
Public Health	75	6	7	0	17%	2	1	0	4%	0	3	0	4%	1	1	0	3%	0	0	0	0%	0	0	0	0%	24	28	0	69%	0	1	0	1%	0	1	0	1%
<b>TOTAL OUHSC</b>	<b>2775</b>	<b>328</b>	<b>997</b>	<b>0</b>	<b>48%</b>	<b>33</b>	<b>140</b>	<b>0</b>	<b>6%</b>	<b>70</b>	<b>240</b>	<b>0</b>	<b>11%</b>	<b>102</b>	<b>211</b>	<b>0</b>	<b>11%</b>	<b>11</b>	<b>58</b>	<b>0</b>	<b>2%</b>	<b>1</b>	<b>0</b>	<b>0</b>	<b>0%</b>	<b>157</b>	<b>169</b>	<b>0</b>	<b>12%</b>	<b>7</b>	<b>25</b>	<b>0</b>	<b>1%</b>	<b>48</b>	<b>178</b>	<b>0</b>	<b>8%</b>
Allied Health	207	3	138	0	68%	1	5	0	3%	1	26	0	13%	0	9	0	4%	0	4	0	2%	0	0	0	0%	0	2	0	1%	0	2	0	1%	0	16	0	8%
Dentistry	173	5	81	0	50%	0	10	0	6%	1	34	0	20%	1	10	0	6%	0	9	0	5%	0	0	0	0%	0	1	0	1%	0	0	0	0%	0	21	0	12%
Graduate -CTS	1	0	0	0	0%	0	0	0	0%	0	0	0	0%	0	0	0	0%	0	0	0	0%	0	0	0	0%	1	0	0	100%	0	0	0	0%	0	0	0	0%
Medicine	1101	240	234	0	43%	15	32	0	4%	43	56	0	9%	77	122	0	18%	6	4	0	1%	0	0	0	0%	100	89	0	17%	4	4	0	1%	34	41	0	7%
Nursing	982	51	485	0	55%	9	81	0	9%	16	109	0	13%	8	50	0	6%	3	36	0	4%	1	1	0	1%	2	17	0	2%	11	91	0	10%				
Pharmacy	91	7	22	0	32%	1	3	0	4%	5	5	0	11%	11	14	0	27%	2	3	0	5%	0	0	0	0%	5	4	0	10%	0	1	0	1%	1	7	0	9%
Public Health	213	22	34	0	26%	6	8	0	7%	4	10	0	7%	5	6	0	5%	0	2	0	1%	0	0	0	0%	48	62	0	52%	1	1	0	1%	2	2	0	2%
Norman Inter-Campus Non-Degree	0	0	0	0	-	0	0	0	-	0	0	0	-	0	0	0	-	0	0	0	-	0	0	0	-	0	0	0	-	0	0	0	-	0	0	0	-
	7	0	3	0	43%	1	1	0	29%	0	0	0	0%	0	0	0	0%	0	0	0	0%	0	0	0	0%	2	0	0	29%	0	0	0	0%	0	0	0	0%

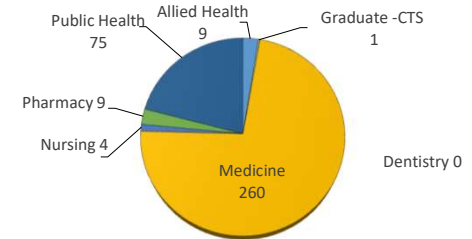
UNDERGRADUATE APPLICANTS



PROFESSIONAL APPLICANTS



GRADUATE COLLEGE APPLICANTS



IPEDS (Integrated Postsecondary Education Data System) is the core postsecondary education data collection program for the National Center for Education Statistics, a part of the Institute for Education Sciences within the United States Department of Education.

Prepared by the Office of Institutional Research using census data collected on September 20, 2024