

ADMITTED BY LEVEL REPORT

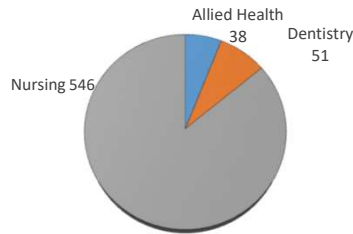
Fall 2024

Male/Female Ethnic (IPEDS) Totals

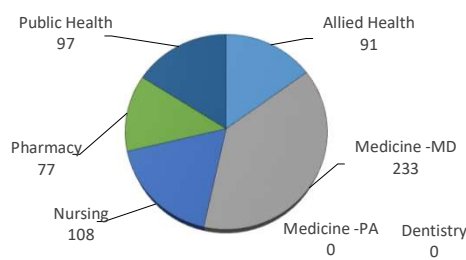
University of Oklahoma Health Sciences Center

LEVEL/COLLEGE	TOT	CAUCASIAN				AFRICAN AMERICAN				HISPANIC				ASIAN				AMERICAN INDIAN				HAWAIIAN/PACIFIC ISLANDER				INTERNATIONAL				MULTI-ETHNIC				UNREPORTED			
		M	F	U	%	M	F	U	%	M	F	U	%	M	F	U	%	M	F	U	%	M	F	U	%	M	F	U	%	M	F	U	%	M	F	U	%
UNDERGRADUATE	635	37	323	0	57%	3	35	0	6%	12	85	0	15%	5	37	0	7%	2	20	0	3%	1	0	0	0%	0	4	0	1%	0	14	0	2%	8	49	0	9%
Allied Health	38	2	21	0	61%	0	0	0	0%	1	9	0	26%	0	1	0	3%	0	1	0	3%	0	0	0	0%	0	0	0	0%	0	2	0	5%	0	1	0	3%
Dentistry	51	2	24	0	51%	0	2	0	4%	0	11	0	22%	0	4	0	8%	0	1	0	2%	0	0	0	0%	0	1	0	2%	0	0	0	0%	0	6	0	12%
Nursing	546	33	278	0	57%	3	33	0	7%	11	65	0	14%	5	32	0	7%	2	18	0	4%	1	0	0	0%	0	3	0	1%	0	12	0	2%	8	42	0	9%
PROFESSIONAL	606	94	229	0	53%	4	17	0	3%	14	39	0	9%	39	58	0	16%	4	11	0	2%	0	0	0	0%	12	25	0	6%	6	8	0	2%	19	27	0	8%
Allied Health	91	0	67	0	74%	0	2	0	2%	0	8	0	9%	0	6	0	7%	0	3	0	3%	0	0	0	0%	0	1	0	1%	0	0	0	0%	0	4	0	4%
Dentistry	0	0	0	0	-	0	0	0	-	0	0	0	-	0	0	0	-	0	0	0	-	0	0	0	-	0	0	0	-	0	0	0	-	0	0	0	-
Medicine -MD	233	68	57	0	54%	1	1	0	1%	3	12	0	6%	25	30	0	24%	2	0	0	1%	0	0	0	0%	0	0	0	0%	4	4	0	3%	15	11	0	11%
Medicine -PA	0	0	0	0	-	0	0	0	-	0	0	0	-	0	0	0	-	0	0	0	-	0	0	0	-	0	0	0	-	0	0	0	-	0	0	0	-
Nursing	108	7	64	0	66%	0	6	0	6%	3	9	0	11%	1	5	0	6%	0	3	0	3%	0	0	0	0%	0	0	0	0%	1	3	0	4%	2	4	0	6%
Pharmacy	77	6	21	0	35%	1	3	0	5%	5	5	0	13%	10	13	0	30%	2	3	0	6%	0	0	0	0%	0	0	0	0%	0	1	0	1%	0	7	0	9%
Public Health	97	13	20	0	34%	2	5	0	7%	3	5	0	8%	3	4	0	7%	0	2	0	2%	0	0	0	0%	12	24	0	37%	1	0	0	1%	2	1	0	3%
GRADUATE COLLEGE	87	7	23	0	34%	1	1	0	2%	0	5	0	6%	1	5	0	7%	0	0	0	0%	0	0	0	0%	14	25	0	45%	0	1	0	1%	2	2	0	5%
Allied Health	4	0	4	0	100%	0	0	0	0%	0	0	0	0%	0	0	0	0%	0	0	0	0%	0	0	0	0%	0	0	0	0%	0	0	0	0%				
Dentistry	0	0	0	0	-	0	0	0	-	0	0	0	-	0	0	0	-	0	0	0	-	0	0	0	-	0	0	0	-	0	0	0	-				
Graduate -CTS	1	0	0	0	0%	0	0	0	0%	0	0	0	0%	0	0	0	0%	0	0	0	0%	0	0	0	0%	1	0	0	100%	0	0	0	0%				
Medicine	40	3	12	0	38%	0	1	0	3%	0	3	0	8%	0	4	0	10%	0	0	0	0%	0	0	0	0%	7	8	0	38%	0	0	0	0%				
Nursing	3	0	2	0	67%	0	0	0	0%	0	0	0	0%	0	0	0	0%	0	0	0	0%	0	0	0	0%	0	0	0	0%	0	0	0	0%				
Pharmacy	3	1	0	0	33%	0	0	0	0%	0	0	0	0%	0	0	0	0%	0	0	0	0%	0	0	0	0%	0	1	0	33%	0	0	0	0%				
Public Health	36	3	5	0	22%	1	0	0	3%	0	2	0	6%	1	1	0	6%	0	0	0	0%	0	0	0	0%	6	16	0	61%	0	1	0	3%				
TOTAL OUHSC	1330	138	575	0	54%	8	54	0	5%	26	129	0	12%	45	100	0	11%	6	31	0	3%	1	0	0	0%	27	54	0	6%	6	23	0	2%	29	78	0	8%
Allied Health	133	2	92	0	71%	0	2	0	2%	1	17	0	14%	0	7	0	5%	0	4	0	3%	0	0	0	0%	0	1	0	1%	0	2	0	2%	0	5	0	4%
Dentistry	51	2	24	0	51%	0	2	0	4%	0	11	0	22%	0	4	0	8%	0	1	0	2%	0	0	0	0%	0	1	0	2%	0	6	0	12%				
Graduate -CTS	1	0	0	0	0%	0	0	0	0%	0	0	0	0%	0	0	0	0%	0	0	0	0%	0	0	0	0%	1	0	0	100%	0	0	0	0%				
Medicine	273	71	69	0	51%	1	2	0	1%	3	15	0	7%	25	34	0	22%	2	0	0	1%	0	0	0	0%	7	8	0	5%	4	4	0	3%				
Nursing	657	40	344	0	58%	3	39	0	6%	14	74	0	13%	6	37	0	7%	2	21	0	4%	1	0	0	0%	0	3	0	0%	1	15	0	2%				
Pharmacy	80	7	21	0	35%	1	3	0	5%	5	5	0	13%	10	13	0	29%	2	3	0	6%	0	0	0	0%	0	1	0	1%	0	1	0	1%				
Public Health	133	16	25	0	31%	3	5	0	6%	3	7	0	8%	4	5	0	7%	0	2	0	2%	0	0	0	0%	18	40	0	44%	1	1	0	2%				
Norman Inter-Campus Non-Degree	0	0	0	0	-	0	0	0	-	0	0	0	-	0	0	0	-	0	0	0	-	0	0	0	-	0	0	0	-	0	0	0	-	0	0	0	-
	2	0	0	0	0%	0	1	0	50%	0	0	0	0%	0	0	0	0%	0	0	0	0%	0	0	0	0%	1	0	0	50%	0	0	0	0%				

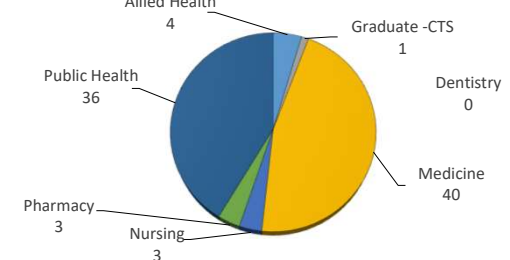
UNDERGRADUATE ADMITS



PROFESSIONAL ADMITS



GRADUATE COLLEGE ADMITS



IPEDS (Integrated Postsecondary Education Data System) is the core postsecondary education data collection program for the National Center for Education Statistics, a part of the Institute for Education Sciences within the United States Department of Education.

Prepared by the Office of Institutional Research using census data collected on September 20, 2024