

COLLEGE OF NURSING - ENROLLMENT SUMMARY BY DEGREE

Summer 2023

Credit Enrollment and Full-Time Equivalent (FTE) Enrollment

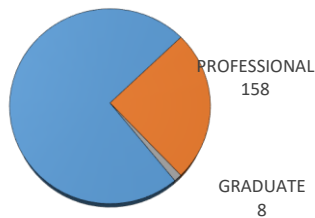
University of Oklahoma Health Sciences Center

CLASSIFICATION	ENROLLMENT			ENROLLMENT - TULSA			STUDENT CREDIT HOURS		FULL-TIME EQUIV	
	Male	Female	TOTAL	Male	Female	TOTAL	TOTAL	TULSA	TOTAL	TULSA
UNDERGRADUATE	71	394	465	25	122	147	3488	1311	581.78	218.68
Third-Year Students	29	111	140	14	42	56	1665	657	277.5	109.5
Fourth-Year Students	42	283	325	11	80	91	1823	654	304.28	109.18
PROFESSIONAL	7	151	158	2	19	21	658	87	109.52	14.45
Professional	7	151	158	2	19	21	658	87	109.52	14.45
Professional - Special	0	0	0	0	0	0	0	0	0	0
GRADUATE	0	8	8	0	0	0	34	0	5.67	0
Graduate Students	0	8	8	0	0	0	34	0	5.67	0
Graduate - Unclassified	0	0	0	0	0	0	0	0	0	0
TOTAL - COLLEGE OF NURSING	78	553	631	27	141	168	4180	1398	696.97	233.13

HEADCOUNT ENROLLMENT

BY CLASSIFICATION

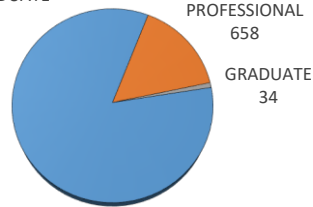
465



CREDIT HOURS ENROLLMENT

BY CLASSIFICATION

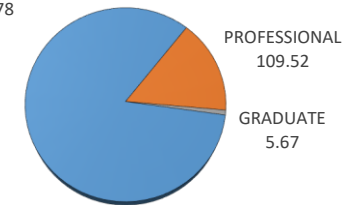
3488



FULL-TIME-EQUIVALENT

ENROLLMENT BY CLASSIFICATION

581.78



* Full-Time Equivalent enrollment for Fall and Spring semesters is calculated by dividing Graduate and Professional enrollment credit hours by 12, the Undergraduate enrollment credit hours by 15. Full-Time Equivalent enrollment for Summer semesters is calculated by dividing enrollment credit hours for all levels by 6.