

COLLEGE OF MEDICINE - ENROLLMENT SUMMARY BY DEGREE

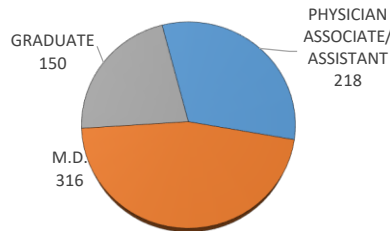
Summer 2023

Credit Enrollment and Full-Time Equivalent (FTE) Enrollment

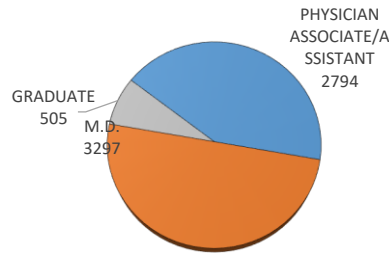
University of Oklahoma Health Sciences Center

CLASSIFICATION	ENROLLMENT			ENROLLMENT - TULSA			STUDENT CREDIT HOURS ENROLLED		STUDENT CLOCK HOURS ENROLLED**		FULL-TIME EQUIV ENROLLMENT*	
	Male	Female	TOTAL	Male	Female	TOTAL	TOTAL	TULSA	TOTAL	TULSA	TOTAL	TULSA
M.D.	173	143	316	28	31	59	3297	760	98086	22537	545.46	125.28
1st Year Students	0	0	0	0	0	0	0	0	0	0	0	0
2nd Year Students	0	0	0	0	0	0	0	0	0	0	0	0
3rd Year Students	89	77	166	14	18	32	1693	467	51319	14010	285.34	77.85
4th Year Students	84	66	150	14	13	27	1604	293	46767	8527	260.12	47.43
GRADUATE	65	85	150	0	0	0	505	0	0	0	84.17	0
Graduate - Degree Candidate	65	85	150	0	0	0	505	0	0	0	84.17	0
Graduate - Unclassified	0	0	0	0	0	0	0	0	0	0	0	0
PHYSICIAN ASSOCIATE/ASSISTANT	38	180	218	18	53	71	2794	840	0	0	465.8	139.97
1st Year Professional	13	61	74	6	18	24	812	312	0	0	135.58	52.08
2nd Year Professional	10	61	71	5	18	23	1090	322	0	0	181.75	53.59
3rd Year Professional	15	58	73	7	17	24	892	206	0	0	148.47	34.3
TOTAL - COLLEGE OF MEDICINE	276	408	684	46	84	130	6596	1600	98086	22537	1095.43	265.25

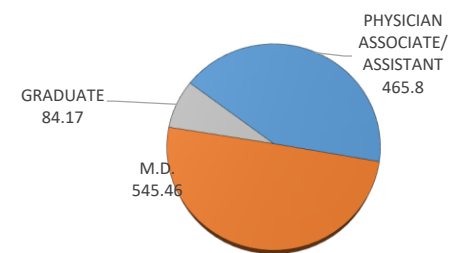
HEADCOUNT ENROLLMENT BY CLASSIFICATION



CREDIT HOURS ENROLLMENT BY CLASSIFICATION



HEADCOUNT ENROLLMENT BY CLASSIFICATION



* Full-Time Equivalent enrollment for Fall and Spring semesters is calculated by dividing Graduate and Professional enrollment credit hours by 12, the Undergraduate enrollment credit hours by 15. Full-Time Equivalent enrollment for Summer semesters is calculated by dividing enrollment credit hours for all levels by 6.