

ALLIED HEALTH - ENROLLMENT SUMMARY BY DEGREE

Summer 2023

Credit Enrollment and Full-Time Equivalent (FTE) Enrollment

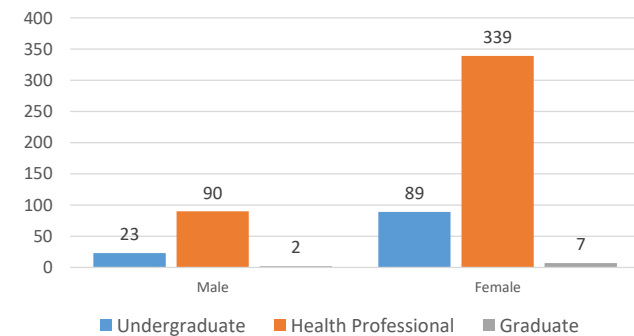
University of Oklahoma Health Sciences Center

Division of Study	Junior/1st Year			Senior/2nd Year			Graduate/Professional			TOTAL			TULSA		
	TOT	Male	Female	TOT	Male	Female	TOT	Male	Female	Male	Female	TOT	TOT	Male	Female
UNDERGRADUATE	58	11	47	54	12	42	0	0	0	23	89	112	12	0	12
Clinical Dietetics/Nutritional Sciences	1	0	1	2	0	2	0	0	0	0	3	3	0	0	0
Communication Sciences & Disorders	0	0	0	0	0	0	0	0	0	0	0	0	0	0	0
Medical Imaging & Radiation Sciences	57	11	46	52	12	40	0	0	0	23	86	109	12	0	12
Nuclear Medicine	6	3	3	6	0	6	0	0	0	3	9	12	0	0	0
Radiation Sciences	0	0	0	3	0	3	0	0	0	0	3	3	0	0	0
Radiation Therapy	11	3	8	11	5	6	0	0	0	8	14	22	0	0	0
Radiography	13	5	8	13	7	6	0	0	0	12	14	26	0	0	0
Sonography	27	0	27	19	0	19	0	0	0	0	46	46	12	0	12
Special Student	0	0	0	0	0	0	0	0	0	0	0	0	0	0	0
HEALTH PROFESSIONAL	0	0	0	0	0	0	429	90	339	90	339	429	148	37	111
Audiology - AuD	0	0	0	0	0	0	12	2	10	2	10	12	0	0	0
Coordinated MA in Dietetics	0	0	0	0	0	0	36	5	31	5	31	36	0	0	0
Occupational Therapy - MOT	0	0	0	0	0	0	40	2	38	2	38	40	20	1	19
Occupational Therapy - ODT	0	0	0	0	0	0	90	7	83	7	83	90	50	6	44
Physical Therapy - DPT	0	0	0	0	0	0	205	71	134	71	134	205	78	30	48
Rehab Sciences - DSC Internet	0	0	0	0	0	0	18	1	17	1	17	18	0	0	0
Speech Language Pathology - MA	0	0	0	0	0	0	24	2	22	2	22	24	0	0	0
Geriatrics/Gerontology Cert	0	0	0	0	0	0	0	0	0	0	0	0	0	0	0
Dietetic Internships	0	0	0	0	0	0	4	0	4	0	4	4	0	0	0
Special Student	0	0	0	0	0	0	0	0	0	0	0	0	0	0	0
GRADUATE	0	0	0	0	0	0	9	2	7	2	7	9	0	0	0
Allied Health Sciences (PhD)	0	0	0	0	0	0	7	2	5	2	5	7	0	0	0
AHS Medical Dosimetry (MS)	0	0	0	0	0	0	0	0	0	0	0	0	0	0	0
Comm Sci & Disorders - Audiology (PhD)	0	0	0	0	0	0	0	0	0	0	0	0	0	0	0
CSD - Speech-Lang Pathology (PhD)	0	0	0	0	0	0	0	0	0	0	0	0	0	0	0
Nutritional Science (MS)	0	0	0	0	0	0	2	0	2	0	2	2	0	0	0
Special Student	0	0	0	0	0	0	0	0	0	0	0	0	0	0	0
TOTAL - ALLIED HEALTH	58	11	47	54	12	42	438	92	346	115	435	550	160	37	123

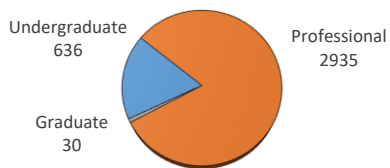
HOURS ENROLLED	Undergraduate	Professional	Graduate	TOTAL
Credit Hours	636	2935	30	3601
Full-Time Equivalent*	106	488.84	4.99	599.83

HOURS ENROLLED - TULSA	Undergraduate	Professional	Graduate	TOTAL
Credit Hours	69	1035	0	1104
Full-Time Equivalent*	11.5	172.4	0	183.9

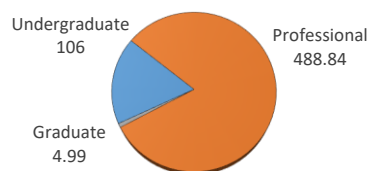
ALLIED HEALTH ENROLLMENT BY GENDER



ALLIED HEALTH CREDIT HOURS



ALLIED HEALTH FTE



*Full-Time Equivalent enrollment for Fall and Spring semesters is calculated by dividing Graduate and Professional enrollment credit hours by 12, the Undergraduate enrollment credit hours by 15. Full-Time Equivalent enrollment for Summer semesters is calculated by dividing enrollment credit hours for all levels by 6.