

ENROLLMENT BY LOCATION REPORT

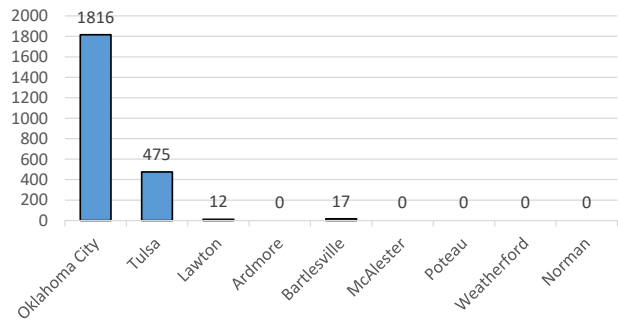
Summer 2023

Gender, Residency, Age & Full/Part Time Totals

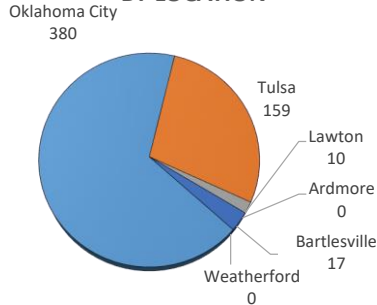
University of Oklahoma Health Sciences Center

LEVEL/COLLEGE	TOTAL			OKLAHOMA CITY		TULSA		LAWTON		ARDMORE		BARTLESVILLE		MCALESTER		POTEAU		WEATHERFORD		NORMAN	
	TOT	Male	Female	Male	Female	Male	Female	Male	Female	Male	Female	Male	Female	Male	Female	Male	Female	Male	Female	Male	Female
UNDERGRADUATE	577	94	483	65	315	25	134	1	9	0	0	2	15	0	0	0	0	0	0	0	0
Allied Health	112	23	89	23	77	0	12	0	0	0	0	0	0	0	0	0	0	0	0	0	0
Dentistry	0	0	0	0	0	0	0	0	0	0	0	0	0	0	0	0	0	0	0	0	0
Nursing	465	71	394	42	238	25	122	1	9	0	0	2	15	0	0	0	0	0	0	0	0
HEALTH PROFESSIONAL	1491	465	1026	371	802	94	222	0	2	0	0	0	0	0	0	0	0	0	0	0	0
Allied Health	429	90	339	53	228	37	111	0	0	0	0	0	0	0	0	0	0	0	0	0	0
Dentistry	243	117	126	108	121	9	5	0	0	0	0	0	0	0	0	0	0	0	0	0	0
Medicine -MD	316	173	143	145	112	28	31	0	0	0	0	0	0	0	0	0	0	0	0	0	0
Medicine -PA	218	38	180	20	127	18	53	0	0	0	0	0	0	0	0	0	0	0	0	0	0
Nursing	158	7	151	5	130	2	19	0	2	0	0	0	0	0	0	0	0	0	0	0	0
Pharmacy	95	32	63	32	63	0	0	0	0	0	0	0	0	0	0	0	0	0	0	0	0
Public Health	32	8	24	8	21	0	3	0	0	0	0	0	0	0	0	0	0	0	0	0	0
GRADUATE COLLEGE (MS, PhD)	254	108	146	108	146	0	0	0	0	0	0	0	0	0	0	0	0	0	0	0	0
Allied Health	9	2	7	2	7	0	0	0	0	0	0	0	0	0	0	0	0	0	0	0	0
Dentistry	18	10	8	10	8	0	0	0	0	0	0	0	0	0	0	0	0	0	0	0	0
Graduate -CTS	16	6	10	6	10	0	0	0	0	0	0	0	0	0	0	0	0	0	0	0	0
Medicine	150	65	85	65	85	0	0	0	0	0	0	0	0	0	0	0	0	0	0	0	0
Nursing	8	0	8	0	8	0	0	0	0	0	0	0	0	0	0	0	0	0	0	0	0
Pharmacy	14	7	7	7	7	0	0	0	0	0	0	0	0	0	0	0	0	0	0	0	0
Public Health	39	18	21	18	21	0	0	0	0	0	0	0	0	0	0	0	0	0	0	0	0
TOTAL OUHSC	2331	668	1663	545	1271	119	356	1	11	0	0	2	15	0	0	0	0	0	0	0	0
Allied Health	550	115	435	78	312	37	123	0	0	0	0	0	0	0	0	0	0	0	0	0	0
Dentistry	261	127	134	118	129	9	5	0	0	0	0	0	0	0	0	0	0	0	0	0	0
Graduate -CTS	16	6	10	6	10	0	0	0	0	0	0	0	0	0	0	0	0	0	0	0	0
Medicine	684	276	408	230	324	46	84	0	0	0	0	0	0	0	0	0	0	0	0	0	0
Nursing	631	78	553	47	376	27	141	1	11	0	0	2	15	0	0	0	0	0	0	0	0
Pharmacy	109	39	70	39	70	0	0	0	0	0	0	0	0	0	0	0	0	0	0	0	0
Public Health	71	26	45	26	42	0	3	0	0	0	0	0	0	0	0	0	0	0	0	0	0
Norman Inter-Campus	0	0	0	0	0	0	0	0	0	0	0	0	0	0	0	0	0	0	0	0	0
Non-Degree	9	1	8	1	8	0	0	0	0	0	0	0	0	0	0	0	0	0	0	0	0

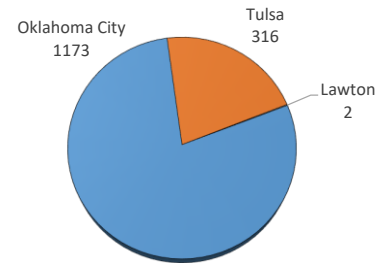
ENROLLMENT BY LOCATION



UNDERGRADUATE BY LOCATION



PROFESSIONAL BY LOCATION



GRADUATE COLLEGE BY LOCATION

