

APPLICANT BY LEVEL REPORT

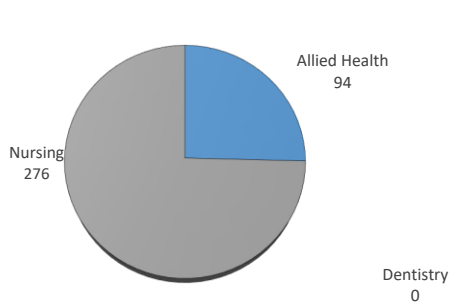
Summer 2023

Male/Female Ethnic (IPEDS) Totals

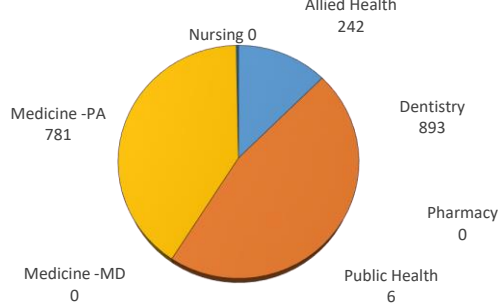
University of Oklahoma Health Sciences Center

LEVEL/COLLEGE	TOT	CAUCASIAN			AFRICAN AMERICAN			HISPANIC			ASIAN			AMERICAN INDIAN			HAWAIIAN/PACIFIC ISLANDER			INTERNATIONAL			MULTI-ETHNIC			UNREPORTED											
		M	F	U	%	M	F	U	%	M	F	U	%	M	F	U	%	M	F	U	%	M	F	U	%	M	F	U	%								
UNDERGRADUATE	370	28	179	0	56%	7	23	0	8%	6	28	0	9%	4	26	0	8%	4	12	0	4%	0	0	0	0%	0	5	0	1%	1	3	0	1%	8	36	0	12%
Allied Health	94	7	53	0	64%	1	4	0	5%	1	6	0	7%	2	2	0	4%	1	4	0	5%	0	0	0	0%	0	0	0	0%	0	3	0	3%	1	9	0	11%
Dentistry	0	0	0	0	-	0	0	0	-	0	0	0	-	0	0	0	-	0	0	0	-	0	0	0	-	0	0	0	-	0	0	0	-	0	0	0	-
Nursing	276	21	126	0	53%	6	19	0	9%	5	22	0	10%	2	24	0	9%	3	8	0	4%	0	0	0	0%	0	5	0	2%	1	0	0	0%	7	27	0	12%
PROFESSIONAL	1922	328	688	0	53%	22	33	0	3%	63	157	0	11%	111	282	0	20%	17	17	0	2%	1	0	0	0%	13	36	0	3%	1	3	0	0%	45	105	0	8%
Allied Health	242	44	117	0	67%	2	5	0	3%	5	20	0	10%	5	8	0	5%	3	5	0	3%	0	0	0	0%	0	1	0	0%	0	1	0	0%	2	24	0	11%
Dentistry	893	193	189	0	43%	12	13	0	3%	36	64	0	11%	79	191	0	30%	9	4	0	1%	1	0	0	0%	13	30	0	5%	1	0	0	0%	31	27	0	6%
Medicine -MD	0	0	0	0	-	0	0	0	-	0	0	0	-	0	0	0	-	0	0	0	-	0	0	0	-	0	0	0	-	0	0	0	-	0	0	0	-
Medicine -PA	781	91	380	0	60%	8	15	0	3%	22	73	0	12%	26	82	0	14%	5	8	0	2%	0	0	0	0%	0	4	0	1%	0	2	0	0%	11	54	0	8%
Nursing	0	0	0	0	-	0	0	0	-	0	0	0	-	0	0	0	-	0	0	0	-	0	0	0	-	0	0	0	-	0	0	0	-	0	0	0	-
Pharmacy	0	0	0	0	-	0	0	0	-	0	0	0	-	0	0	0	-	0	0	0	-	0	0	0	-	0	0	0	-	0	0	0	-	0	0	0	-
Public Health	6	0	2	0	33%	0	0	0	0%	0	0	0	0%	1	1	0	33%	0	0	0	0%	0	0	0	0%	0	1	0	17%	0	0	0	0%	1	0	0	17%
GRADUATE COLLEGE	144	44	35	0	55%	0	2	0	1%	4	4	0	6%	7	7	0	10%	0	0	0	0%	0	0	0	0%	18	16	0	24%	0	0	0	0%	2	5	0	5%
Allied Health	0	0	0	0	-	0	0	0	-	0	0	0	-	0	0	0	-	0	0	0	-	0	0	0	-	0	0	0	-	0	0	0	-	0	0	0	-
Dentistry	133	38	32	0	53%	0	1	0	1%	4	4	0	6%	6	7	0	10%	0	0	0	0%	0	0	0	0%	18	16	0	26%	0	0	0	0%	2	5	0	5%
Graduate -CTS	0	0	0	0	-	0	0	0	-	0	0	0	-	0	0	0	-	0	0	0	-	0	0	0	-	0	0	0	-	0	0	0	-	0	0	0	-
Medicine	11	6	3	0	82%	0	1	0	9%	0	0	0	0%	1	0	0	9%	0	0	0	0%	0	0	0	0%	0	0	0	0%	0	0	0	0%	0	0	0	0%
Nursing	0	0	0	0	-	0	0	0	-	0	0	0	-	0	0	0	-	0	0	0	-	0	0	0	-	0	0	0	-	0	0	0	-	0	0	0	-
Pharmacy	0	0	0	0	-	0	0	0	-	0	0	0	-	0	0	0	-	0	0	0	-	0	0	0	-	0	0	0	-	0	0	0	-	0	0	0	-
Public Health	0	0	0	0	-	0	0	0	-	0	0	0	-	0	0	0	-	0	0	0	-	0	0	0	-	0	0	0	-	0	0	0	-	0	0	0	-
TOTAL OUHSC	2729	489	1009	0	55%	54	77	0	5%	109	207	0	12%	152	337	0	18%	25	32	0	2%	1	1	0	0%	37	61	0	4%	2	6	0	0%	77	157	0	9%
Allied Health	336	95	170	0	79%	15	9	0	7%	24	26	0	15%	22	10	0	10%	6	9	0	4%	0	0	0	0%	3	1	0	1%	0	4	0	1%	13	33	0	14%
Dentistry	1026	231	221	0	44%	12	14	0	3%	40	68	0	11%	85	198	0	28%	9	4	0	1%	1	0	0	0%	31	46	0	8%	1	0	0	0%	33	32	0	6%
Graduate -CTS	0	0	0	0	-	0	0	0	-	0	0	0	-	0	0	0	-	0	0	0	-	0	0	0	-	0	0	0	-	0	0	0	-	0	0	0	-
Medicine	792	97	383	0	61%	8	16	0	3%	22	73	0	12%	27	82	0	14%	5	8	0	2%	0	0	0	0%	0	4	0	1%	0	2	0	0%	11	54	0	8%
Nursing	276	21	126	0	53%	6	19	0	9%	5	22	0	10%	2	24	0	9%	3	8	0	4%	0	0	0	0%	0	5	0	2%	1	0	0	0%	7	27	0	12%
Pharmacy	0	0	0	0	-	0	0	0	-	0	0	0	-	0	0	0	-	0	0	0	-	0	0	0	-	0	0	0	-	0	0	0	-	0	0	0	-
Public Health	6	0	2	0	33%	0	0	0	0%	0	0	0	0%	1	1	0	33%	0	0	0	0%	0	0	0	0%	0	1	0	17%	0	0	0	0%	1	0	0	17%
Norman Inter-Campus	0	0	0	0	-	0	0	0	-	0	0	0	-	0	0	0	-	0	0	0	-	0	0	0	-	0	0	0	-	0	0	0	-	0	0	0	-
Non-Degree	293	45	107	0	52%	13	19	0	11%	18	18	0	12%	15	22	0	13%	2	3	0	2%	0	1	0	0%	3	4	0	2%	0	0	0	0%	12	11	0	8%

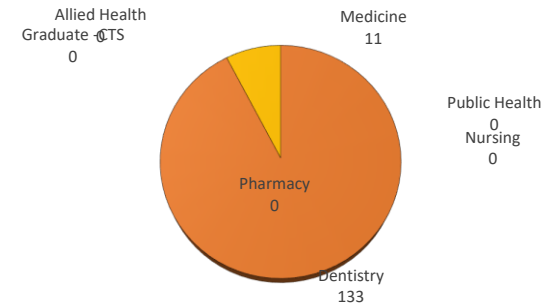
UNDERGRADUATE APPLICANTS



PROFESSIONAL APPLICANTS



GRADUATE COLLEGE APPLICANTS



IPEDS (Integrated Postsecondary Education Data System) is the core postsecondary education data collection program for the National Center for Education Statistics, a part of the Institute for Education Sciences within the United States Department of Education.

Prepared by the Office of Institutional Research using census data collected on June 9, 2023