

ENROLLMENT BY LOCATION REPORT

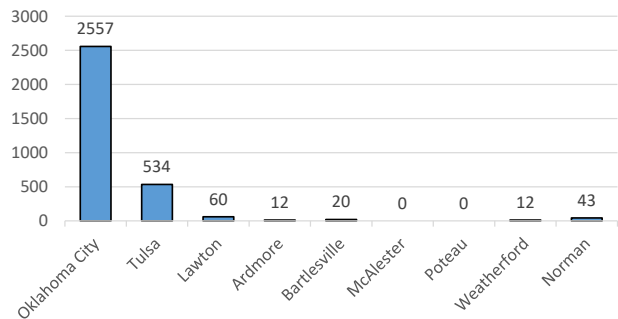
Spring 2023

Gender, Residency, Age & Full/Part Time Totals

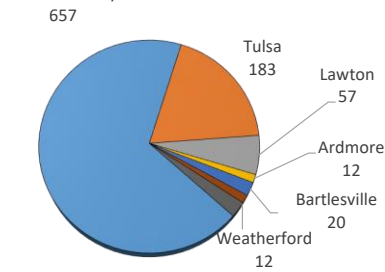
University of Oklahoma Health Sciences Center

LEVEL/COLLEGE	TOTAL			OKLAHOMA CITY		TULSA		LAWTON		ARDMORE		BARTLESVILLE		McALESTER		POTEAU		WEATHERFORD		NORMAN	
	TOT	Male	Female	Male	Female	Male	Female	Male	Female	Male	Female	Male	Female	Male	Female	Male	Female	Male	Female	Male	Female
UNDERGRADUATE	977	98	879	67	590	23	160	4	53	1	11	0	20	0	0	0	0	12	2	21	
Allied Health	182	23	159	23	150	0	9	0	0	0	0	0	0	0	0	0	0	0	0	0	0
Dentistry	92	1	91	0	48	0	0	0	0	1	11	0	20	0	0	0	0	0	12	0	0
Nursing	703	74	629	44	392	23	151	4	53	0	0	0	0	0	0	0	0	0	0	2	21
HEALTH PROFESSIONAL	1959	676	1283	556	1049	120	231	0	3	0	0	0	0	0	0	0	0	0	0	0	
Allied Health	443	92	351	54	248	38	103	0	0	0	0	0	0	0	0	0	0	0	0	0	0
Dentistry	239	117	122	105	122	12	0	0	0	0	0	0	0	0	0	0	0	0	0	0	0
Medicine -MD	632	341	291	288	229	53	62	0	0	0	0	0	0	0	0	0	0	0	0	0	0
Medicine -PA	145	25	120	13	85	12	35	0	0	0	0	0	0	0	0	0	0	0	0	0	0
Nursing	196	9	187	7	159	2	25	0	3	0	0	0	0	0	0	0	0	0	0	0	0
Pharmacy	205	66	139	66	139	0	0	0	0	0	0	0	0	0	0	0	0	0	0	0	0
Public Health	99	26	73	23	67	3	6	0	0	0	0	0	0	0	0	0	0	0	0	0	0
GRADUATE COLLEGE (MS, PhD)	290	115	175	115	175	0	0	0	0	0	0	0	0	0	0	0	0	0	0	0	
Allied Health	13	3	10	3	10	0	0	0	0	0	0	0	0	0	0	0	0	0	0	0	0
Dentistry	17	9	8	9	8	0	0	0	0	0	0	0	0	0	0	0	0	0	0	0	0
Graduate -CTS	23	6	17	6	17	0	0	0	0	0	0	0	0	0	0	0	0	0	0	0	0
Medicine	163	67	96	67	96	0	0	0	0	0	0	0	0	0	0	0	0	0	0	0	0
Nursing	12	0	12	0	12	0	0	0	0	0	0	0	0	0	0	0	0	0	0	0	0
Pharmacy	15	8	7	8	7	0	0	0	0	0	0	0	0	0	0	0	0	0	0	0	0
Public Health	47	22	25	22	25	0	0	0	0	0	0	0	0	0	0	0	0	0	0	0	0
TOTAL OUHSC	3251	897	2354	738	1819	143	391	4	56	1	11	0	20	0	0	0	0	12	10	33	
Allied Health	638	118	520	80	408	38	112	0	0	0	0	0	0	0	0	0	0	0	0	0	0
Dentistry	348	127	221	114	178	12	0	0	0	1	11	0	20	0	0	0	0	0	12	0	0
Graduate -CTS	23	6	17	6	17	0	0	0	0	0	0	0	0	0	0	0	0	0	0	0	0
Medicine	940	433	507	368	410	65	97	0	0	0	0	0	0	0	0	0	0	0	0	0	0
Nursing	911	83	828	51	563	25	176	4	56	0	0	0	0	0	0	0	0	0	0	2	21
Pharmacy	220	74	146	74	146	0	0	0	0	0	0	0	0	0	0	0	0	0	0	0	0
Public Health	146	48	98	45	92	3	6	0	0	0	0	0	0	0	0	0	0	0	0	0	0
Norman Inter-Campus	20	8	12	0	0	0	0	0	0	0	0	0	0	0	0	0	0	0	0	8	12
Non-Degree	5	0	5	0	5	0	0	0	0	0	0	0	0	0	0	0	0	0	0	0	0

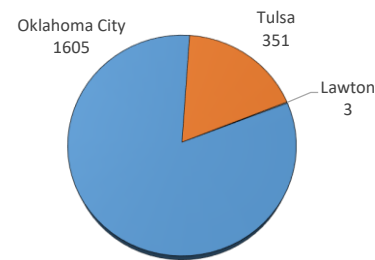
ENROLLMENT BY LOCATION



UNDERGRADUATE BY LOCATION



PROFESSIONAL BY LOCATION



GRADUATE COLLEGE BY LOCATION

