

COLLEGE OF NURSING - ENROLLMENT SUMMARY BY DEGREE

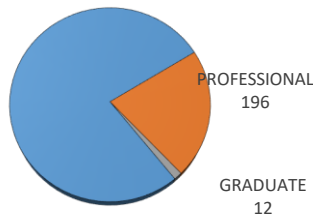
Spring 2023

Credit Enrollment and Full-Time Equivalent (FTE) Enrollment

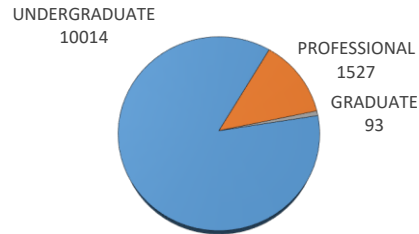
University of Oklahoma Health Sciences Center

CLASSIFICATION	ENROLLMENT			ENROLLMENT - TULSA			STUDENT CREDIT HOURS		FULL-TIME EQUIV	
	Male	Female	TOTAL	Male	Female	TOTAL	TOTAL	TULSA	TOTAL	TULSA
UNDERGRADUATE	74	629	703	23	151	174	10014	2535	666.62	168.81
Third-Year Students	34	311	345	7	68	75	4739	1056	314.92	70.21
Fourth-Year Students	40	318	358	16	83	99	5275	1479	351.7	98.6
PROFESSIONAL	9	187	196	2	25	27	1527	221	127.19	18.4
Professional	9	187	196	2	25	27	1527	221	127.19	18.4
Professional - Special	0	0	0	0	0	0	0	0	0	0
GRADUATE	0	12	12	0	0	0	93	0	7.77	0
Graduate Students	0	12	12	0	0	0	93	0	7.77	0
Graduate - Unclassified	0	0	0	0	0	0	0	0	0	0
TOTAL - COLLEGE OF NURSING	83	828	911	25	176	201	11634	2756	801.58	187.21

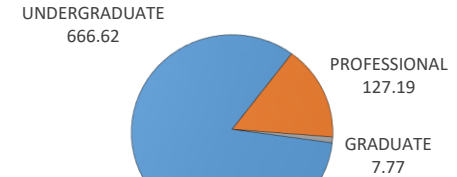
HEADCOUNT ENROLLMENT
BY CLASSIFICATION



CREDIT HOURS ENROLLMENT
BY CLASSIFICATION



FULL-TIME-EQUIVALENT
ENROLLMENT BY CLASSIFICATION



* Full-Time Equivalent enrollment for Fall and Spring semesters is calculated by dividing Graduate and Professional enrollment credit hours by 12, the Undergraduate enrollment credit hours by 15. Full-Time Equivalent enrollment for Summer semesters is calculated by dividing enrollment credit hours for all levels by 6.

Prepared by the Office of Institutional Research using census data collected on January 30, 2023