

# ALLIED HEALTH - ENROLLMENT SUMMARY BY DEGREE

Spring 2023

Credit Enrollment and Full-Time Equivalent (FTE) Enrollment

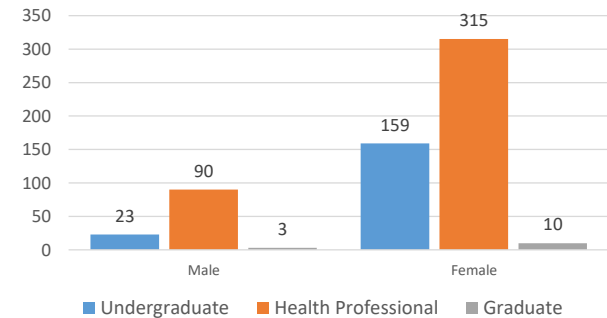
University of Oklahoma Health Sciences Center

Division of Study	Junior/1st Year			Senior/2nd Year			Graduate/Professional			TOTAL			TULSA		
	TOT	Male	Female	TOT	Male	Female	TOT	Male	Female	Male	Female	TOT	TOT	Male	Female
<b>UNDERGRADUATE</b>	<b>81</b>	<b>11</b>	<b>70</b>	<b>101</b>	<b>12</b>	<b>89</b>	<b>0</b>	<b>0</b>	<b>0</b>	<b>23</b>	<b>159</b>	<b>182</b>	<b>9</b>	<b>0</b>	<b>9</b>
Clinical Dietetics/Nutritional Sciences	0	0	0	0	0	0	0	0	0	0	0	0	0	0	0
Communication Sciences & Disorders	24	0	24	44	1	43	0	0	0	1	67	68	0	0	0
Medical Imaging & Radiation Sciences	57	11	46	57	11	46	0	0	0	22	92	114	9	0	9
Nuclear Medicine	7	0	7	8	1	7	0	0	0	1	14	15	0	0	0
Radiation Sciences	7	0	7	7	1	6	0	0	0	1	13	14	0	0	0
Radiation Therapy	11	5	6	9	3	6	0	0	0	8	12	20	0	0	0
Radiography	11	6	5	14	5	9	0	0	0	11	14	25	0	0	0
Sonography	21	0	21	19	1	18	0	0	0	1	39	40	9	0	9
Special Student	0	0	0	0	0	0	0	0	0	0	0	0	0	0	0
<b>HEALTH PROFESSIONAL</b>	<b>0</b>	<b>0</b>	<b>0</b>	<b>0</b>	<b>0</b>	<b>0</b>	<b>405</b>	<b>90</b>	<b>315</b>	<b>90</b>	<b>315</b>	<b>405</b>	<b>112</b>	<b>33</b>	<b>79</b>
Audiology - AuD	0	0	0	0	0	0	20	3	17	3	17	20	0	0	0
Coordinated MA in Dietetics	0	0	0	0	0	0	37	6	31	6	31	37	0	0	0
Occupational Therapy - MOT	0	0	0	0	0	0	77	5	72	5	72	77	35	1	34
Physical Therapy - DPT	0	0	0	0	0	0	202	70	132	70	132	202	77	32	45
Rehab Sciences - DSC Internet	0	0	0	0	0	0	8	1	7	1	7	8	0	0	0
Master of Arts in Nutr Sci Int	0	0	0	0	0	0	1	0	1	0	1	1	0	0	0
Speech Language Pathology - MA	0	0	0	0	0	0	49	2	47	2	47	49	0	0	0
Dietetic Internships	0	0	0	0	0	0	11	3	8	3	8	11	0	0	0
Special Student	0	0	0	0	0	0	0	0	0	0	0	0	0	0	0
<b>GRADUATE</b>	<b>0</b>	<b>0</b>	<b>0</b>	<b>0</b>	<b>0</b>	<b>0</b>	<b>13</b>	<b>3</b>	<b>10</b>	<b>3</b>	<b>10</b>	<b>13</b>	<b>0</b>	<b>0</b>	<b>0</b>
Allied Health Sciences (PhD)	0	0	0	0	0	0	9	2	7	2	7	9	0	0	0
Comm Sci & Disorders - Audiology (PhD)	0	0	0	0	0	0	0	0	0	0	0	0	0	0	0
CSD - Speech-Lang Pathology (PhD)	0	0	0	0	0	0	0	0	0	0	0	0	0	0	0
Nutritional Science (MS)	0	0	0	0	0	0	4	1	3	1	3	4	0	0	0
Special Student	0	0	0	0	0	0	0	0	0	0	0	0	0	0	0
<b>TOTAL - ALLIED HEALTH</b>	<b>81</b>	<b>11</b>	<b>70</b>	<b>101</b>	<b>12</b>	<b>89</b>	<b>418</b>	<b>93</b>	<b>325</b>	<b>116</b>	<b>484</b>	<b>600</b>	<b>121</b>	<b>33</b>	<b>88</b>

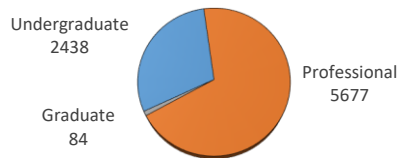
HOURS ENROLLED	Undergraduate	Professional	Graduate	TOTAL
Credit Hours	2438	5677	84	8199
Full-Time Equivalent*	162.67	472.86	7	642.53

HOURS ENROLLED - TULSA	Undergraduate	Professional	Graduate	TOTAL
Credit Hours	135	1853	0	1988
Full-Time Equivalent*	9.03	154.37	0	163.4

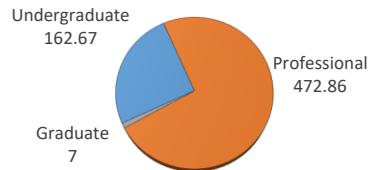
ALLIED HEALTH ENROLLMENT BY GENDER



ALLIED HEALTH CREDIT HOURS



ALLIED HEALTH FTE



\*Full-Time Equivalent enrollment for Fall and Spring semesters is calculated by dividing Graduate and Professional enrollment credit hours by 12, the Undergraduate enrollment credit hours by 15. Full-Time Equivalent enrollment for Summer semesters is calculated by dividing enrollment credit hours for all levels by 6.