

# APPLICANT BY LEVEL REPORT

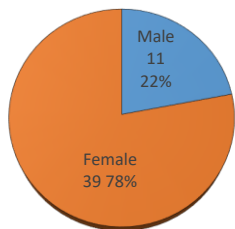
Spring 2023

Gender, Residency, Age & Full/Part Time Totals

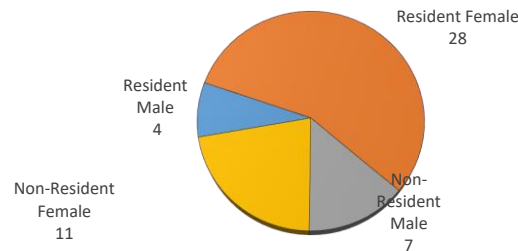
University of Oklahoma Health Sciences Center

LEVEL/COLLEGE	TOT	GENDER			RESIDENCY STATUS						AGE DISTRIBUTION					ENROLLMENT STATUS						
		Male	Female	%F	RESIDENT			NON-RESIDENT			0-20	21-25	26-30	31-40	41-50	>50+ Unkn	FULL TIME			PART TIME		
					Male	Female	%	Male	Female	%							Male	Female	%F	Male	Female	%F
<b>UNDERGRADUATE</b>	<b>13</b>	<b>0</b>	<b>13</b>	<b>100%</b>	<b>0</b>	<b>13</b>	<b>92%</b>	<b>0</b>	<b>1</b>	<b>8%</b>	<b>0</b>	<b>1</b>	<b>2</b>	<b>6</b>	<b>4</b>	<b>0</b>	<b>0</b>	<b>0</b>	<b>0%</b>	<b>0</b>	<b>9</b>	<b>69%</b>
Allied Health	5	0	5	100%	0	4	80%	0	1	20%	0	0	1	2	2	0	0	0	0%	0	3	60%
Dentistry	0	0	0	-	0	0	-	0	0	-	0	0	0	0	0	0	0	0	-	0	0	-
Nursing	8	0	8	100%	0	8	100%	0	0	0%	0	1	1	4	2	0	0	0	0%	0	6	75%
<b>HEALTH PROFESSIONAL</b>	<b>20</b>	<b>6</b>	<b>14</b>	<b>70%</b>	<b>1</b>	<b>6</b>	<b>35%</b>	<b>5</b>	<b>8</b>	<b>65%</b>	<b>0</b>	<b>7</b>	<b>9</b>	<b>4</b>	<b>0</b>	<b>0</b>	<b>0</b>	<b>2</b>	<b>10%</b>	<b>2</b>	<b>2</b>	<b>20%</b>
Allied Health	7	1	6	86%	0	2	29%	1	4	71%	0	3	3	1	0	0	0	0	0%	0	0	0%
Dentistry	0	0	0	-	0	0	-	0	0	-	0	0	0	0	0	0	0	0	-	0	0	-
Medicine -MD	0	0	0	-	0	0	-	0	0	-	0	0	0	0	0	0	0	0	-	0	0	-
Medicine -PA	0	0	0	-	0	0	-	0	0	-	0	0	0	0	0	0	0	0	-	0	0	-
Nursing	0	0	0	-	0	0	-	0	0	-	0	0	0	0	0	0	0	0	-	0	0	-
Pharmacy	0	0	0	-	0	0	-	0	0	-	0	0	0	0	0	0	0	0	-	0	0	-
Public Health	13	5	8	62%	1	4	38%	4	4	62%	0	4	6	3	0	0	0	2	15%	2	2	31%
<b>GRADUATE COLLEGE (MS, PhD)</b>	<b>9</b>	<b>4</b>	<b>5</b>	<b>56%</b>	<b>2</b>	<b>3</b>	<b>56%</b>	<b>2</b>	<b>2</b>	<b>44%</b>	<b>0</b>	<b>1</b>	<b>4</b>	<b>4</b>	<b>0</b>	<b>0</b>	<b>0</b>	<b>2</b>	<b>22%</b>	<b>2</b>	<b>1</b>	<b>33%</b>
Allied Health	2	1	1	50%	0	0	0%	1	1	100%	0	0	1	1	0	0	0	0	0%	0	0	0%
Dentistry	0	0	0	-	0	0	-	0	0	-	0	0	0	0	0	0	0	0	-	0	0	-
Graduate -CTS	3	0	3	100%	0	3	100%	0	0	0%	0	0	2	1	0	0	0	2	67%	0	1	33%
Medicine	2	2	0	0%	1	0	50%	1	0	50%	0	1	0	1	0	0	0	0	0%	1	0	50%
Nursing	0	0	0	-	0	0	-	0	0	-	0	0	0	0	0	0	0	0	-	0	0	-
Pharmacy	0	0	0	-	0	0	-	0	0	-	0	0	0	0	0	0	0	0	-	0	0	-
Public Health	2	1	1	50%	1	0	50%	0	1	50%	0	0	1	1	0	0	0	0	0%	1	0	50%
<b>TOTAL OUHSC</b>	<b>50</b>	<b>11</b>	<b>39</b>	<b>78%</b>	<b>4</b>	<b>28</b>	<b>64%</b>	<b>7</b>	<b>11</b>	<b>36%</b>	<b>0</b>	<b>11</b>	<b>17</b>	<b>16</b>	<b>4</b>	<b>2</b>	<b>0</b>	<b>4</b>	<b>8%</b>	<b>4</b>	<b>14</b>	<b>36%</b>
Allied Health	14	2	12	86%	0	6	43%	2	6	57%	0	3	5	4	2	0	0	0	0%	0	3	21%
Dentistry	0	0	0	-	0	0	-	0	0	-	0	0	0	0	0	0	0	0	-	0	0	-
Graduate -CTS	3	0	3	100%	0	3	100%	0	0	0%	0	0	2	1	0	0	0	2	67%	0	1	33%
Medicine	2	2	0	0%	1	0	50%	1	0	50%	0	1	0	1	0	0	0	0	0%	1	0	50%
Nursing	8	0	8	100%	0	8	100%	0	0	0%	0	1	1	4	2	0	0	0	0%	0	6	75%
Pharmacy	0	0	0	-	0	0	-	0	0	-	0	0	0	0	0	0	0	0	-	0	0	-
Public Health	15	6	9	60%	2	4	40%	4	5	60%	0	4	7	4	0	0	0	2	13%	3	2	33%
Norman Inter-Campus	0	0	0	-	0	0	-	0	0	-	0	0	0	0	0	0	0	0	-	0	0	-
Non-Degree	8	1	7	88%	1	7	100%	0	0	0%	0	2	2	2	0	2	0	0	0%	0	2	25%

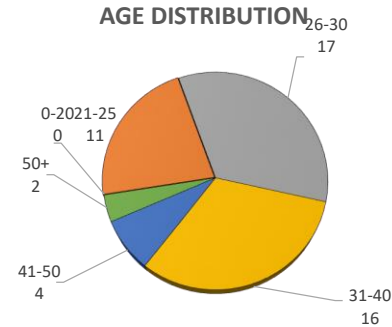
APPLICANT BY GENDER



RESIDENCY STATUS



AGE DISTRIBUTION



ENROLLMENT STATUS

