

ADMITTED BY LEVEL REPORT

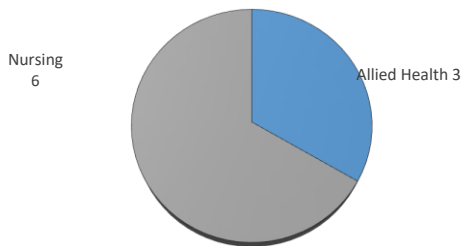
Spring 2023

Male/Female Ethnic (IPEDS) Totals

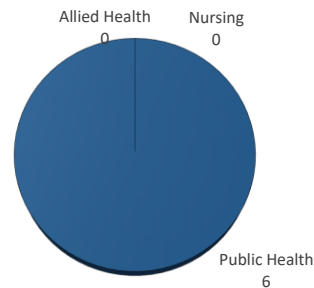
University of Oklahoma Health Sciences Center

LEVEL/COLLEGE	TOT	CAUCASIAN			AFRICAN AMERICAN			HISPANIC			ASIAN			AMERICAN INDIAN			HAWAIIAN/PACIFIC ISLANDER			INTERNATIONAL			MULTI-ETHNIC			UNREPORTED												
		M	F	U	%	M	F	U	%	M	F	U	%	M	F	U	%	M	F	U	%	M	F	U	%	M	F	U	%									
UNDERGRADUATE	9	0	4	0	44%	0	0	0	0%	0	0	0	0%	0	1	0	0	11%	0	0	0	0%	0	0	0	0%	0	0	0	0%	0	1	0	11%	0	3	0	33%
Allied Health	3	0	1	0	33%	0	0	0	0%	0	0	0	0%	0	0	0	0%	0	0	0	0%	0	0	0	0%	0	1	0	33%	0	1	0	33%					
Dentistry	0	0	0	0	-	0	0	0	-	0	0	0	-	0	0	0	-	0	0	0	-	0	0	0	-	0	0	0	-	0	0	0	-					
Nursing	6	0	3	0	50%	0	0	0	0%	0	0	0	0%	0	1	0	17%	0	0	0	0%	0	0	0	0%	0	0	0	0%	0	2	0	33%					
PROFESSIONAL	6	0	2	0	33%	0	0	0	0%	0	1	0	17%	0	0	0	0%	0	0	0	0%	0	0	0	0%	1	1	0	33%	0	0	0	0%	1	0	0	17%	
Allied Health	0	0	0	0	-	0	0	0	-	0	0	0	-	0	0	0	-	0	0	0	-	0	0	0	-	0	0	0	-	0	0	0	-					
Dentistry	0	0	0	0	-	0	0	0	-	0	0	0	-	0	0	0	-	0	0	0	-	0	0	0	-	0	0	0	-	0	0	0	-					
Medicine -MD	0	0	0	0	-	0	0	0	-	0	0	0	-	0	0	0	-	0	0	0	-	0	0	0	-	0	0	0	-	0	0	0	-					
Medicine -PA	0	0	0	0	-	0	0	0	-	0	0	0	-	0	0	0	-	0	0	0	-	0	0	0	-	0	0	0	-	0	0	0	-					
Nursing	0	0	0	0	-	0	0	0	-	0	0	0	-	0	0	0	-	0	0	0	-	0	0	0	-	0	0	0	-	0	0	0	-					
Pharmacy	0	0	0	0	-	0	0	0	-	0	0	0	-	0	0	0	-	0	0	0	-	0	0	0	-	0	0	0	-	0	0	0	-					
Public Health	6	0	2	0	33%	0	0	0	0%	0	1	0	17%	0	0	0	0%	0	0	0	0%	1	1	0	33%	0	0	0	0%	1	0	0	17%					
GRADUATE COLLEGE	5	1	2	0	60%	0	0	0	0%	1	1	0	40%	0	0	0	0%	0	0	0	0%	0	0	0	0%	0	0	0	0%	0	0	0	0%	0	0	0	0%	
Allied Health	0	0	0	0	-	0	0	0	-	0	0	0	-	0	0	0	-	0	0	0	-	0	0	0	-	0	0	0	-	0	0	0	-					
Dentistry	0	0	0	0	-	0	0	0	-	0	0	0	-	0	0	0	-	0	0	0	-	0	0	0	-	0	0	0	-	0	0	0	-					
Graduate -CTS	3	0	2	0	67%	0	0	0	0%	0	1	0	33%	0	0	0	0%	0	0	0	0%	0	0	0	0%	0	0	0	0%	0	0	0	0%					
Medicine	1	0	0	0	0%	0	0	0	0%	1	0	0	100%	0	0	0	0%	0	0	0	0%	0	0	0	0%	0	0	0	0%	0	0	0	0%					
Nursing	0	0	0	0	-	0	0	0	-	0	0	0	-	0	0	0	-	0	0	0	-	0	0	0	-	0	0	0	-	0	0	0	-					
Pharmacy	0	0	0	0	-	0	0	0	-	0	0	0	-	0	0	0	-	0	0	0	-	0	0	0	-	0	0	0	-	0	0	0	-					
Public Health	1	1	0	0	100%	0	0	0	0%	0	0	0	0%	0	0	0	0%	0	0	0	0%	0	0	0	0%	0	0	0	0%	0	0	0	0%					
TOTAL OUHSC	22	1	9	0	45%	0	0	0	0%	1	3	0	18%	0	1	0	5%	0	0	0	0%	0	0	0	0%	1	1	0	9%	0	1	0	5%	1	3	0	18%	
Allied Health	3	0	1	0	33%	0	0	0	0%	0	0	0	0%	0	0	0	0%	0	0	0	0%	0	0	0	0%	0	1	0	33%	0	1	0	33%					
Dentistry	0	0	0	0	-	0	0	0	-	0	0	0	-	0	0	0	-	0	0	0	-	0	0	0	-	0	0	0	-	0	0	0	-					
Graduate -CTS	3	0	2	0	67%	0	0	0	0%	0	1	0	33%	0	0	0	0%	0	0	0	0%	0	0	0	0%	0	0	0	0%	0	0	0	0%					
Medicine	1	0	0	0	0%	0	0	0	0%	1	0	0	100%	0	0	0	0%	0	0	0	0%	0	0	0	0%	0	0	0	0%	0	0	0	0%					
Nursing	6	0	3	0	50%	0	0	0	0%	0	0	0	0%	0	1	0	17%	0	0	0	0%	0	0	0	0%	0	0	0	0%	0	2	0	33%					
Pharmacy	0	0	0	0	-	0	0	0	-	0	0	0	-	0	0	0	-	0	0	0	-	0	0	0	-	0	0	0	-	0	0	0	-					
Public Health	7	1	2	0	43%	0	0	0	0%	0	1	0	14%	0	0	0	0%	0	0	0	0%	1	1	0	29%	0	0	0	0%	1	0	0	14%					
Norman Inter-Campus	0	0	0	0	-	0	0	0	-	0	0	0	-	0	0	0	-	0	0	0	-	0	0	0	-	0	0	0	-	0	0	0	-					
Non-Degree	2	0	1	0	50%	0	0	0	0%	0	1	0	50%	0	0	0	0%	0	0	0	0%	0	0	0	0%	0	0	0	0%	0	0	0	0%					

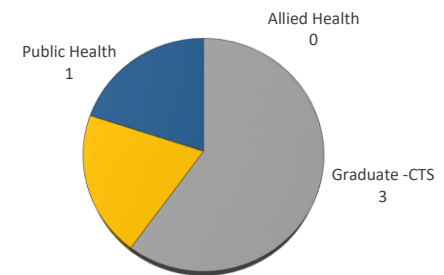
UNDERGRADUATE ADMITS



PROFESSIONAL ADMITS



GRADUATE COLLEGE ADMITS



IPEDS (Integrated Postsecondary Education Data System) is the core postsecondary education data collection program for the National Center for Education Statistics, a part of the Institute for Education Sciences within the United States Department of Education.

Prepared by the Office of Institutional Research using census data collected on February 1, 2023