

COLLEGE OF DENTISTRY - ENROLLMENT SUMMARY BY DEGREE

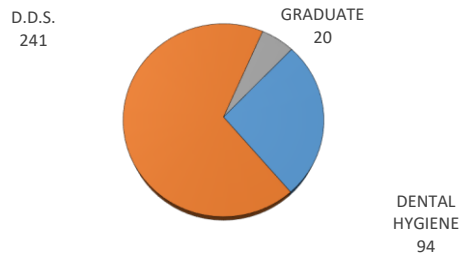
Fall 2023

Credit Enrollment and Full-Time Equivalent (FTE) Enrollment

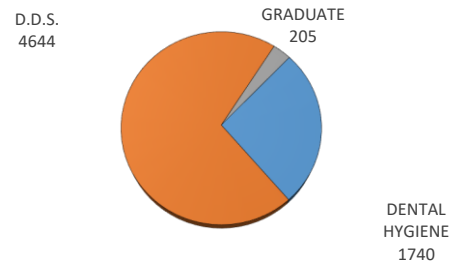
University of Oklahoma Health Sciences Center

CLASSIFICATION	ENROLLMENT			ENROLLMENT - TULSA			STUDENT CREDIT HOURS		FULL-TIME EQUIV	
	Male	Female	TOTAL	Male	Female	TOTAL	TOTAL	TULSA	TOTAL	TULSA
DENTAL HYGIENE	1	93	94	0	0	0	1740	0	116.16	0
Junior	1	47	48	0	0	0	912	0	60.96	0
Senior	0	46	46	0	0	0	828	0	55.2	0
D.D.S.	115	126	241	9	5	14	4644	231	386.82	19.25
1st Year Students	29	24	53	0	0	0	1325	0	110.24	0
2nd Year Students	27	26	53	0	0	0	1113	0	92.75	0
3rd Year Students	28	40	68	2	5	7	816	84	68	7
4th Year Students	31	36	67	7	0	7	1390	147	115.83	12.25
Special Students	0	0	0	0	0	0	0	0	0	0
GRADUATE	11	9	20	0	0	0	205	0	17.07	0
Graduate Students	11	9	20	0	0	0	205	0	17.07	0
TOTAL - COLLEGE OF DENTISTRY	127	228	355	9	5	14	6589	231	520.05	19.25

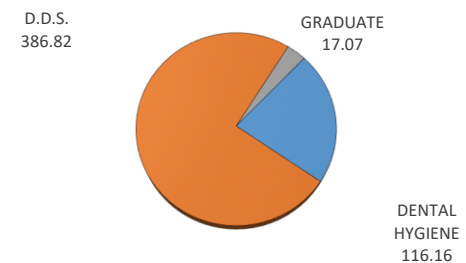
HEADCOUNT ENROLLMENT BY CLASSIFICATION



CREDIT HOURS ENROLLMENT BY CLASSIFICATION



FULL-TIME-EQUIVALENT ENROLLMENT BY CLASSIFICATION



* Full-Time Equivalent enrollment for Fall and Spring semesters is calculated by dividing Graduate and Professional enrollment credit hours by 12, the Undergraduate enrollment credit hours by 15. Full-Time Equivalent enrollment for Summer semesters is calculated by dividing enrollment credit hours for all levels by 6.