

ALLIED HEALTH - ENROLLMENT SUMMARY BY DEGREE

Fall 2023

Credit Enrollment and Full-Time Equivalent (FTE) Enrollment

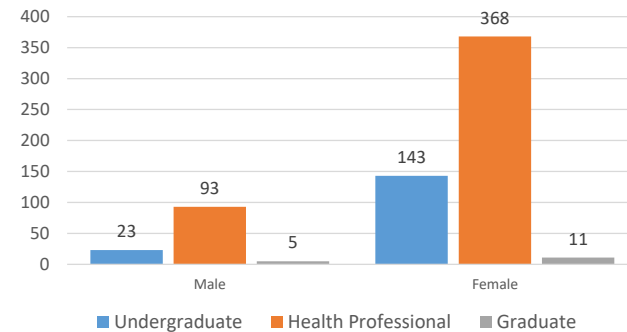
University of Oklahoma Health Sciences Center

Division of Study	Junior/1st Year			Senior/2nd Year			Graduate/Professional			TOTAL			TULSA		
	TOT	Male	Female	TOT	Male	Female	TOT	Male	Female	Male	Female	TOT	TOT	Male	Female
UNDERGRADUATE	80	10	70	86	13	73	0	0	0	23	143	166	10	0	10
Clinical Dietetics/Nutritional Sciences	0	0	0	0	0	0	0	0	0	0	0	0	0	0	0
Communication Sciences & Disorders	34	2	32	23	0	23	0	0	0	2	55	57	0	0	0
Medical Imaging & Radiation Sciences	46	8	38	63	13	50	0	0	0	21	88	109	10	0	10
Nuclear Medicine	4	2	2	7	0	7	0	0	0	2	9	11	0	0	0
Radiation Sciences	3	1	2	10	1	9	0	0	0	2	11	13	0	0	0
Radiation Therapy	10	3	7	11	5	6	0	0	0	8	13	21	0	0	0
Radiography	6	2	4	14	7	7	0	0	0	9	11	20	0	0	0
Sonography	23	0	23	21	0	21	0	0	0	0	44	44	10	0	10
Special Student	0	0	0	0	0	0	0	0	0	0	0	0	0	0	0
HEALTH PROFESSIONAL	0	0	0	0	0	0	461	93	368	93	368	461	145	37	108
Audiology - AuD	0	0	0	0	0	0	22	2	20	2	20	22	0	0	0
Coordinated MA in Dietetics	0	0	0	0	0	0	37	6	31	6	31	37	0	0	0
Occupational Therapy - MOT	0	0	0	0	0	0	40	2	38	2	38	40	20	1	19
Occupational Therapy - ODT	0	0	0	0	0	0	89	7	82	7	82	89	47	6	41
Physical Therapy - DPT	0	0	0	0	0	0	207	73	134	73	134	207	78	30	48
Rehab Sciences - DSC Internet	0	0	0	0	0	0	16	1	15	1	15	16	0	0	0
Speech Language Pathology - MA	0	0	0	0	0	0	44	2	42	2	42	44	0	0	0
Geriatrics/Gerontology Cert	0	0	0	0	0	0	0	0	0	0	0	0	0	0	0
Dietetic Internships	0	0	0	0	0	0	6	0	6	0	6	6	0	0	0
Special Student	0	0	0	0	0	0	0	0	0	0	0	0	0	0	0
GRADUATE	0	0	0	0	0	0	16	5	11	5	11	16	1	1	0
Allied Health Sciences (PhD)	0	0	0	0	0	0	9	2	7	2	7	9	0	0	0
AHS Medical Dosimetry (MS)	0	0	0	0	0	0	0	0	0	0	0	0	0	0	0
Comm Sci & Disorders - Audiology (PhD)	0	0	0	0	0	0	0	0	0	0	0	0	0	0	0
CSD - Speech-Lang Pathology (PhD)	0	0	0	0	0	0	0	0	0	0	0	0	0	0	0
Nutritional Science (MS)	0	0	0	0	0	0	7	3	4	3	4	7	1	1	0
Special Student	0	0	0	0	0	0	0	0	0	0	0	0	0	0	0
TOTAL - ALLIED HEALTH	80	10	70	86	13	73	477	98	379	121	522	643	156	38	118

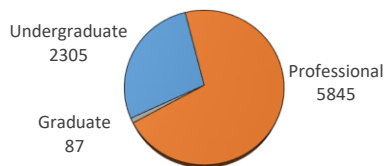
HOURS ENROLLED		Undergraduate	Professional	Graduate	TOTAL
Credit Hours		2305	5845	87	8237
Full-Time Equivalent*		153.63	487.96	7.25	648.84

HOURS ENROLLED - TULSA		Undergraduate	Professional	Graduate	TOTAL
Credit Hours		122	1932	3	2057
Full-Time Equivalent*		8.12	161.41	0.25	169.78

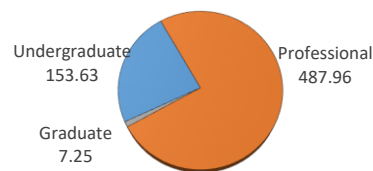
ALLIED HEALTH ENROLLMENT BY GENDER



ALLIED HEALTH CREDIT HOURS



ALLIED HEALTH FTE



*Full-Time Equivalent enrollment for Fall and Spring semesters is calculated by dividing Graduate and Professional enrollment credit hours by 12, the Undergraduate enrollment credit hours by 15. Full-Time Equivalent enrollment for Summer semesters is calculated by dividing enrollment credit hours for all levels by 6.