

ENROLLMENT BY LOCATION REPORT

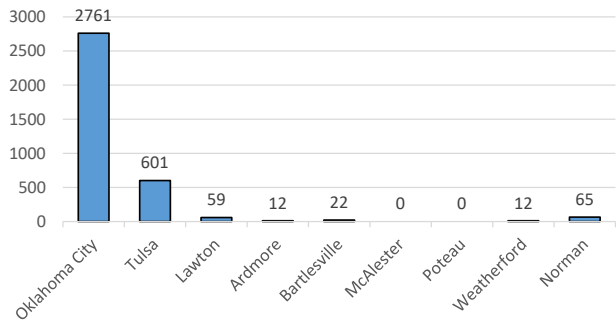
Fall 2023

Gender, Residency, Age & Full/Part Time Totals

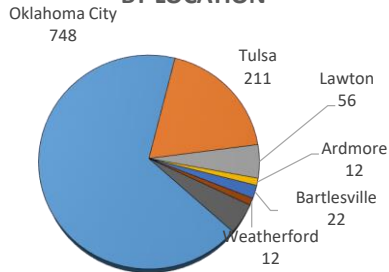
University of Oklahoma Health Sciences Center

LEVEL/COLLEGE	TOTAL			OKLAHOMA CITY		TULSA		LAWTON		ARDMORE		BARTLESVILLE		MCALESTER		POTEAU		WEATHERFORD		NORMAN	
	TOT	Male	Female	Male	Female	Male	Female	Male	Female	Male	Female	Male	Female	Male	Female	Male	Female	Male	Female	Male	Female
UNDERGRADUATE	1143	138	1005	87	661	34	177	8	48	0	12	0	22	0	0	0	0	12	5	46	
Allied Health	166	23	143	23	133	0	10	0	0	0	0	0	0	0	0	0	0	0	0	0	
Dentistry	94	1	93	1	47	0	0	0	0	0	12	0	22	0	0	0	0	12	0	0	
Nursing	883	114	769	63	481	34	167	8	48	0	0	0	0	0	0	0	0	0	5	46	
HEALTH PROFESSIONAL	2102	700	1402	576	1134	124	265	0	3	0	0	0	0	0	0	0	0	0	0	0	
Allied Health	461	93	368	56	260	37	108	0	0	0	0	0	0	0	0	0	0	0	0	0	
Dentistry	241	115	126	106	121	9	5	0	0	0	0	0	0	0	0	0	0	0	0	0	
Medicine -MD	649	349	300	294	239	55	61	0	0	0	0	0	0	0	0	0	0	0	0	0	
Medicine -PA	218	38	180	20	127	18	53	0	0	0	0	0	0	0	0	0	0	0	0	0	
Nursing	239	18	221	13	189	5	29	0	3	0	0	0	0	0	0	0	0	0	0	0	
Pharmacy	209	68	141	68	141	0	0	0	0	0	0	0	0	0	0	0	0	0	0	0	
Public Health	85	19	66	19	57	0	9	0	0	0	0	0	0	0	0	0	0	0	0	0	
GRADUATE COLLEGE (MS, PhD)	298	122	176	121	176	1	0	0	0	0	0	0	0	0	0	0	0	0	0	0	
Allied Health	16	5	11	4	11	1	0	0	0	0	0	0	0	0	0	0	0	0	0	0	
Dentistry	20	11	9	11	9	0	0	0	0	0	0	0	0	0	0	0	0	0	0	0	
Graduate -CTS	14	6	8	6	8	0	0	0	0	0	0	0	0	0	0	0	0	0	0	0	
Medicine	171	70	101	70	101	0	0	0	0	0	0	0	0	0	0	0	0	0	0	0	
Nursing	12	1	11	1	11	0	0	0	0	0	0	0	0	0	0	0	0	0	0	0	
Pharmacy	18	8	10	8	10	0	0	0	0	0	0	0	0	0	0	0	0	0	0	0	
Public Health	47	21	26	21	26	0	0	0	0	0	0	0	0	0	0	0	0	0	0	0	
TOTAL OUHSC	3563	970	2593	787	1974	159	442	8	51	0	12	0	22	0	0	0	0	12	12	53	
Allied Health	643	121	522	83	404	38	118	0	0	0	0	0	0	0	0	0	0	0	0	0	
Dentistry	355	127	228	118	177	9	5	0	0	0	12	0	22	0	0	0	0	12	0	0	
Graduate -CTS	14	6	8	6	8	0	0	0	0	0	0	0	0	0	0	0	0	0	0	0	
Medicine	1038	457	581	384	467	73	114	0	0	0	0	0	0	0	0	0	0	0	0	0	
Nursing	1134	133	1001	77	681	39	196	8	51	0	0	0	0	0	0	0	0	0	5	46	
Pharmacy	227	76	151	76	151	0	0	0	0	0	0	0	0	0	0	0	0	0	0	0	
Public Health	132	40	92	40	83	0	9	0	0	0	0	0	0	0	0	0	0	0	0	0	
Norman Inter-Campus	14	7	7	0	0	0	0	0	0	0	0	0	0	0	0	0	0	0	7	7	
Non-Degree	6	3	3	3	3	0	0	0	0	0	0	0	0	0	0	0	0	0	0	0	

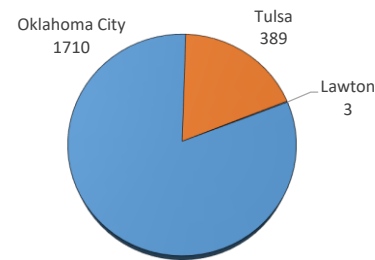
ENROLLMENT BY LOCATION



UNDERGRADUATE BY LOCATION



PROFESSIONAL BY LOCATION



GRADUATE COLLEGE BY LOCATION

