

# ADMITTED BY LEVEL REPORT

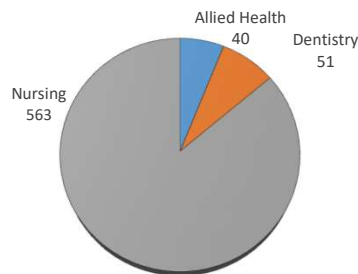
Fall 2023

Male/Female Ethnic (IPEDS) Totals

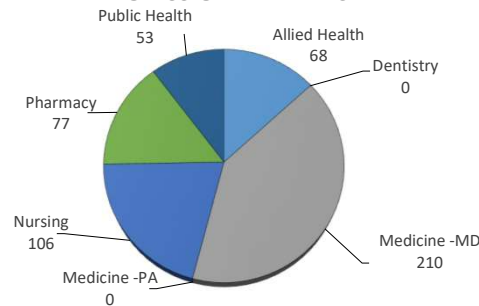
University of Oklahoma Health Sciences Center

LEVEL/COLLEGE	TOT	CAUCASIAN			AFRICAN AMERICAN			HISPANIC			ASIAN			AMERICAN INDIAN			HAWAIIAN/PACIFIC ISLANDER			INTERNATIONAL			MULTI-ETHNIC			UNREPORTED											
		M	F	U	%	M	F	U	%	M	F	U	%	M	F	U	%	M	F	U	%	M	F	U	%	M	F	U	%								
<b>UNDERGRADUATE</b>	<b>654</b>	<b>35</b>	<b>347</b>	<b>0</b>	<b>58%</b>	<b>9</b>	<b>35</b>	<b>0</b>	<b>7%</b>	<b>7</b>	<b>59</b>	<b>0</b>	<b>10%</b>	<b>8</b>	<b>41</b>	<b>0</b>	<b>7%</b>	<b>4</b>	<b>30</b>	<b>0</b>	<b>5%</b>	<b>0</b>	<b>0</b>	<b>0</b>	<b>0%</b>	<b>2</b>	<b>5</b>	<b>0</b>	<b>1%</b>	<b>1</b>	<b>8</b>	<b>0</b>	<b>1%</b>	<b>0</b>	<b>2</b>	<b>0</b>	<b>0%</b>
Allied Health	40	2	28	0	75%	0	0	0	0%	0	2	0	5%	0	1	0	3%	0	1	0	3%	0	0	0	0%	0	0	0	0%	0	1	0	3%	0	0	0	0%
Dentistry	51	0	37	0	73%	0	0	0	0%	0	2	0	4%	1	2	0	6%	0	2	0	4%	0	0	0	0%	0	1	0	2%	0	1	0	2%	0	0	0	0%
Nursing	563	33	282	0	56%	9	35	0	8%	7	55	0	11%	7	38	0	8%	4	27	0	6%	0	0	0	0%	2	4	0	1%	1	6	0	1%	0	2	0	0%
<b>PROFESSIONAL</b>	<b>514</b>	<b>91</b>	<b>197</b>	<b>0</b>	<b>56%</b>	<b>8</b>	<b>21</b>	<b>0</b>	<b>6%</b>	<b>16</b>	<b>27</b>	<b>0</b>	<b>8%</b>	<b>38</b>	<b>42</b>	<b>0</b>	<b>16%</b>	<b>4</b>	<b>7</b>	<b>0</b>	<b>2%</b>	<b>1</b>	<b>0</b>	<b>0</b>	<b>0%</b>	<b>4</b>	<b>14</b>	<b>0</b>	<b>4%</b>	<b>1</b>	<b>5</b>	<b>0</b>	<b>1%</b>	<b>0</b>	<b>0</b>	<b>0</b>	<b>0%</b>
Allied Health	68	3	51	0	79%	0	0	0	0%	0	5	0	7%	0	1	0	1%	1	3	0	6%	0	0	0	0%	0	0	0	0%	0	0	0	0%	0	0	0	0%
Dentistry	0	0	0	0	-	0	0	0	-	0	0	0	-	0	0	0	-	0	0	0	-	0	0	0	-	0	0	0	-	0	0	0	-	0	0	0	-
Medicine -MD	210	68	45	0	54%	1	5	0	3%	10	6	0	8%	31	27	0	28%	0	0	0	0%	0	0	0	0%	0	0	0	0%	0	0	0	0%	0	0	0	0%
Medicine -PA	0	0	0	0	-	0	0	0	-	0	0	0	-	0	0	0	-	0	0	0	-	0	0	0	-	0	0	0	-	0	0	0	-	0	0	0	-
Nursing	106	9	58	0	63%	1	8	0	8%	1	10	0	10%	0	6	0	6%	1	2	0	3%	0	0	0	0%	1	0	0	1%	1	1	0	2%	0	0	0	0%
Pharmacy	77	8	31	0	51%	3	4	0	9%	3	4	0	9%	4	6	0	13%	2	1	0	4%	1	0	0	1%	0	0	0	0%	0	2	0	3%	0	0	0	0%
Public Health	53	3	12	0	28%	3	4	0	13%	2	2	0	8%	3	2	0	9%	0	1	0	2%	0	0	0	0%	3	14	0	32%	0	2	0	4%	0	0	0	0%
<b>GRADUATE COLLEGE</b>	<b>69</b>	<b>10</b>	<b>19</b>	<b>0</b>	<b>42%</b>	<b>0</b>	<b>0</b>	<b>0</b>	<b>0%</b>	<b>1</b>	<b>2</b>	<b>0</b>	<b>4%</b>	<b>2</b>	<b>1</b>	<b>0</b>	<b>4%</b>	<b>0</b>	<b>0</b>	<b>0</b>	<b>0%</b>	<b>0</b>	<b>0</b>	<b>0</b>	<b>0%</b>	<b>11</b>	<b>18</b>	<b>0</b>	<b>42%</b>	<b>0</b>	<b>0</b>	<b>0</b>	<b>0%</b>	<b>0</b>	<b>0</b>	<b>0</b>	<b>0%</b>
Allied Health	6	3	0	0	50%	0	0	0	0%	0	1	0	17%	1	0	0	17%	0	0	0	0%	0	0	0	0%	0	1	0	17%	0	0	0	0%	0	0	0	0%
Dentistry	0	0	0	0	-	0	0	0	-	0	0	0	-	0	0	0	-	0	0	0	-	0	0	0	-	0	0	0	-	0	0	0	-	0	0	0	-
Graduate -CTS	2	1	0	0	50%	0	0	0	0%	0	0	0	0%	0	0	0	0%	0	0	0	0%	0	0	0	0%	1	0	0	50%	0	0	0	0%	0	0	0	0%
Medicine	37	4	11	0	41%	0	0	0	0%	1	0	0	3%	0	0	0	0%	0	0	0	0%	0	0	0	0%	7	10	0	46%	0	0	0	0%	0	0	0	0%
Nursing	4	1	3	0	100%	0	0	0	0%	0	0	0	0%	0	0	0	0%	0	0	0	0%	0	0	0	0%	0	0	0	0%	0	0	0	0%	0	0	0	0%
Pharmacy	4	0	1	0	25%	0	0	0	0%	0	0	0	0%	0	0	0	0%	0	0	0	0%	0	0	0	0%	1	2	0	75%	0	0	0	0%	0	0	0	0%
Public Health	16	1	4	0	31%	0	0	0	0%	0	1	0	6%	1	1	0	13%	0	0	0	0%	0	0	0	0%	2	5	0	44%	0	0	0	0%	0	0	0	0%
<b>TOTAL OUHSC</b>	<b>1248</b>	<b>139</b>	<b>565</b>	<b>0</b>	<b>56%</b>	<b>18</b>	<b>56</b>	<b>0</b>	<b>6%</b>	<b>24</b>	<b>88</b>	<b>0</b>	<b>9%</b>	<b>48</b>	<b>84</b>	<b>0</b>	<b>11%</b>	<b>8</b>	<b>37</b>	<b>0</b>	<b>4%</b>	<b>1</b>	<b>0</b>	<b>0</b>	<b>0%</b>	<b>17</b>	<b>37</b>	<b>0</b>	<b>4%</b>	<b>2</b>	<b>13</b>	<b>0</b>	<b>1%</b>	<b>0</b>	<b>2</b>	<b>0</b>	<b>0%</b>
Allied Health	114	8	79	0	76%	0	0	0	0%	0	8	0	7%	1	2	0	3%	1	4	0	4%	0	0	0	0%	0	1	0	1%	0	1	0	1%	0	0	0	0%
Dentistry	51	0	37	0	73%	0	0	0	0%	0	2	0	4%	1	2	0	6%	0	2	0	4%	0	0	0	0%	0	1	0	2%	0	1	0	2%	0	0	0	0%
Graduate -CTS	2	1	0	0	50%	0	0	0	0%	0	0	0	0%	0	0	0	0%	0	0	0	0%	0	0	0	0%	1	0	0	50%	0	0	0	0%	0	0	0	0%
Medicine	247	72	56	0	52%	1	5	0	2%	11	6	0	7%	31	27	0	23%	0	0	0	0%	0	0	0	0%	7	10	0	7%	0	0	0	0%	0	0	0	0%
Nursing	673	43	343	0	57%	10	43	0	8%	8	65	0	11%	7	44	0	8%	5	29	0	5%	0	0	0	0%	3	4	0	1%	2	7	0	1%	0	2	0	0%
Pharmacy	81	8	32	0	49%	3	4	0	9%	3	4	0	9%	4	6	0	12%	2	1	0	4%	1	0	0	1%	1	2	0	4%	0	2	0	2%	0	0	0	0%
Public Health	69	4	16	0	29%	3	4	0	10%	2	3	0	7%	4	3	0	10%	0	1	0	1%	0	0	0	0%	5	19	0	35%	0	2	0	3%	0	0	0	0%
Norman Inter-Campus	8	1	2	0	38%	0	0	0	0%	0	0	0	0%	0	0	0	0%	0	0	0	0%	0	0	0	0%	0	0	0	0%	0	0	0	0%	0	0	0	0%
Non-Degree	3	2	0	0	67%	1	0	0	33%	0	0	0	0%	0	0	0	0%	0	0	0	0%	0	0	0	0%	0	0	0	0%	0	0	0	0%	0	0	0	0%

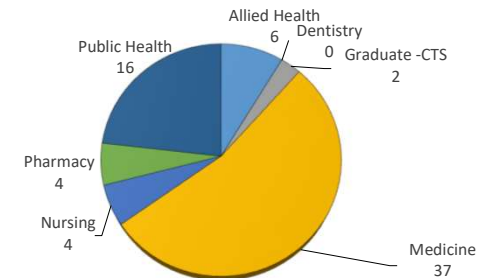
UNDERGRADUATE ADMITS



PROFESSIONAL ADMITS



GRADUATE COLLEGE ADMITS



IPEDS (Integrated Postsecondary Education Data System) is the core postsecondary education data collection program for the National Center for Education Statistics, a part of the Institute for Education Sciences within the United States Department of Education.