

ALLIED HEALTH - ENROLLMENT SUMMARY BY DEGREE

Summer 2022

Credit Enrollment and Full-Time Equivalent (FTE) Enrollment

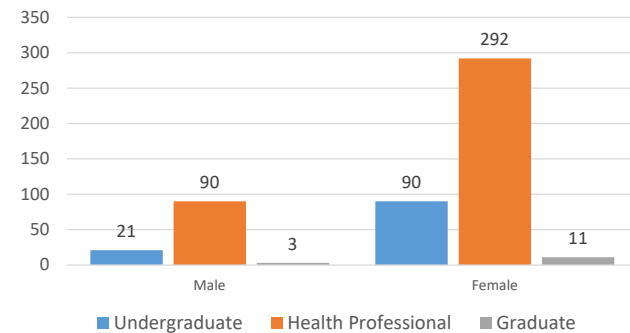
University of Oklahoma Health Sciences Center

| Division of Study | Junior/1st Year | | | Senior/2nd Year | | | Graduate/Professional | | | TOTAL | | | TULSA | | |
|---|-----------------|-----------|-----------|-----------------|-----------|-----------|-----------------------|-----------|------------|------------|------------|------------|------------|-----------|-----------|
| | TOT | Male | Female | TOT | Male | Female | TOT | Male | Female | Male | Female | TOT | TOT | Male | Female |
| UNDERGRADUATE | 59 | 11 | 48 | 52 | 10 | 42 | 0 | 0 | 0 | 21 | 90 | 111 | 11 | 0 | 11 |
| Clinical Dietetics/Nutritional Sciences | 0 | 0 | 0 | 1 | 0 | 1 | 0 | 0 | 0 | 0 | 1 | 1 | 0 | 0 | 0 |
| Communication Sciences & Disorders | 0 | 0 | 0 | 0 | 0 | 0 | 0 | 0 | 0 | 0 | 0 | 0 | 0 | 0 | 0 |
| Medical Imaging & Radiation Sciences | 59 | 11 | 48 | 51 | 10 | 41 | 0 | 0 | 0 | 21 | 89 | 110 | 11 | 0 | 11 |
| Nuclear Medicine | 9 | 0 | 9 | 8 | 1 | 7 | 0 | 0 | 0 | 1 | 16 | 17 | 0 | 0 | 0 |
| Radiation Sciences | 2 | 0 | 2 | 3 | 0 | 3 | 0 | 0 | 0 | 0 | 5 | 5 | 0 | 0 | 0 |
| Radiation Therapy | 10 | 4 | 6 | 10 | 4 | 6 | 0 | 0 | 0 | 8 | 12 | 20 | 0 | 0 | 0 |
| Radiography | 13 | 7 | 6 | 12 | 4 | 8 | 0 | 0 | 0 | 11 | 14 | 25 | 0 | 0 | 0 |
| Sonography | 25 | 0 | 25 | 18 | 1 | 17 | 0 | 0 | 0 | 1 | 42 | 43 | 11 | 0 | 11 |
| Special Student | 0 | 0 | 0 | 0 | 0 | 0 | 0 | 0 | 0 | 0 | 0 | 0 | 0 | 0 | 0 |
| HEALTH PROFESSIONAL | 0 | 0 | 0 | 0 | 0 | 0 | 382 | 90 | 292 | 90 | 292 | 382 | 115 | 36 | 79 |
| Audiology - AuD | 0 | 0 | 0 | 0 | 0 | 0 | 17 | 3 | 14 | 3 | 14 | 17 | 0 | 0 | 0 |
| Coordinated MA in Dietetics | 0 | 0 | 0 | 0 | 0 | 0 | 42 | 7 | 35 | 7 | 35 | 42 | 0 | 0 | 0 |
| Occupational Therapy - MOT | 0 | 0 | 0 | 0 | 0 | 0 | 80 | 7 | 73 | 7 | 73 | 80 | 37 | 3 | 34 |
| Physical Therapy - DPT | 0 | 0 | 0 | 0 | 0 | 0 | 204 | 72 | 132 | 72 | 132 | 204 | 78 | 33 | 45 |
| Rehab Sciences - DSC Internet | 0 | 0 | 0 | 0 | 0 | 0 | 10 | 1 | 9 | 1 | 9 | 10 | 0 | 0 | 0 |
| Speech Language Pathology - MA | 0 | 0 | 0 | 0 | 0 | 0 | 25 | 0 | 25 | 0 | 25 | 25 | 0 | 0 | 0 |
| Geriatrics/Gerontology Cert | 0 | 0 | 0 | 0 | 0 | 0 | 0 | 0 | 0 | 0 | 0 | 0 | 0 | 0 | 0 |
| Dietetic Internships | 0 | 0 | 0 | 0 | 0 | 0 | 4 | 0 | 4 | 0 | 4 | 4 | 0 | 0 | 0 |
| Special Student | 0 | 0 | 0 | 0 | 0 | 0 | 0 | 0 | 0 | 0 | 0 | 0 | 0 | 0 | 0 |
| GRADUATE | 0 | 0 | 0 | 0 | 0 | 0 | 14 | 3 | 11 | 3 | 11 | 14 | 0 | 0 | 0 |
| Allied Health Sciences (PhD) | 0 | 0 | 0 | 0 | 0 | 0 | 12 | 3 | 9 | 3 | 9 | 12 | 0 | 0 | 0 |
| AHS Medical Dosimetry (MS) | 0 | 0 | 0 | 0 | 0 | 0 | 0 | 0 | 0 | 0 | 0 | 0 | 0 | 0 | 0 |
| Comm Sci & Disorders - Audiology (PhD) | 0 | 0 | 0 | 0 | 0 | 0 | 0 | 0 | 0 | 0 | 0 | 0 | 0 | 0 | 0 |
| CSD - Speech-Lang Pathology (PhD) | 0 | 0 | 0 | 0 | 0 | 0 | 0 | 0 | 0 | 0 | 0 | 0 | 0 | 0 | 0 |
| Nutritional Science (MS) | 0 | 0 | 0 | 0 | 0 | 0 | 2 | 0 | 2 | 0 | 2 | 2 | 0 | 0 | 0 |
| Special Student | 0 | 0 | 0 | 0 | 0 | 0 | 0 | 0 | 0 | 0 | 0 | 0 | 0 | 0 | 0 |
| TOTAL - ALLIED HEALTH | 59 | 11 | 48 | 52 | 10 | 42 | 396 | 93 | 303 | 114 | 393 | 507 | 126 | 36 | 90 |

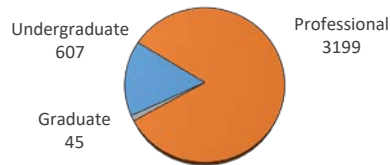
| HOURS ENROLLED | Undergraduate | Professional | Graduate | TOTAL |
|-----------------------|---------------|--------------|----------|--------|
| Credit Hours | 607 | 3199 | 45 | 3851 |
| Full-Time Equivalent* | 101.14 | 532.94 | 7.49 | 641.57 |

| HOURS ENROLLED - TULSA | Undergraduate | Professional | Graduate | TOTAL |
|------------------------|---------------|--------------|----------|--------|
| Credit Hours | 66 | 993 | 0 | 1059 |
| Full-Time Equivalent* | 11 | 165.41 | 0 | 176.41 |

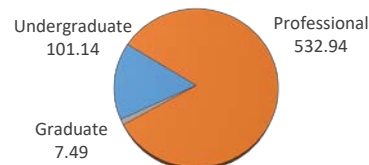
ALLIED HEALTH ENROLLMENT BY GENDER



ALLIED HEALTH CREDIT HOURS



ALLIED HEALTH FTE



*Full-Time Equivalent enrollment for Fall and Spring semesters is calculated by dividing Graduate and Professional enrollment credit hours by 12, the Undergraduate enrollment credit hours by 15. Full-Time Equivalent enrollment for Summer semesters is calculated by dividing enrollment credit hours for all levels by 6.