

ENROLLMENT BY LOCATION REPORT

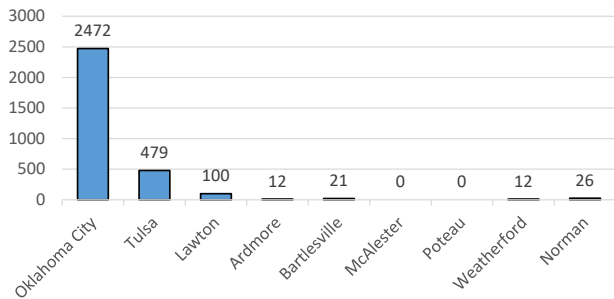
Spring 2022

Gender, Residency, Age & Full/Part Time Totals

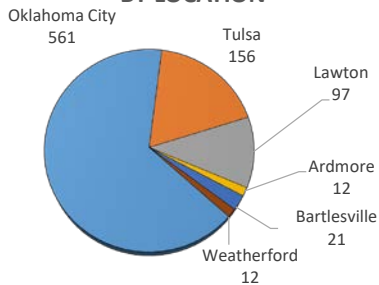
University of Oklahoma Health Sciences Center

LEVEL/COLLEGE	TOTAL			OKLAHOMA CITY		TULSA		LAWTON		ARDMORE		BARTLESVILLE		MCALESTER		POTEAU		WEATHERFORD		NORMAN	
	TOT	Male	Female	Male	Female	Male	Female	Male	Female	Male	Female	Male	Female	Male	Female	Male	Female	Male	Female	Male	Female
UNDERGRADUATE	859	100	759	57	504	26	130	16	81	1	11	0	21	0	0	0	0	0	12	0	0
Allied Health	182	22	160	22	151	0	9	0	0	0	0	0	0	0	0	0	0	0	0	0	0
Dentistry	93	1	92	0	48	0	0	0	0	1	11	0	21	0	0	0	0	0	12	0	0
Nursing	584	77	507	35	305	26	121	16	81	0	0	0	0	0	0	0	0	0	0	0	0
HEALTH PROFESSIONAL	1956	728	1228	629	1001	99	224	0	3	0	0	0	0	0	0	0	0	0	0	0	0
Allied Health	443	85	358	56	271	29	87	0	0	0	0	0	0	0	0	0	0	0	0	0	0
Dentistry	237	130	107	130	107	0	0	0	0	0	0	0	0	0	0	0	0	0	0	0	0
Medicine -MD	651	359	292	307	228	52	64	0	0	0	0	0	0	0	0	0	0	0	0	0	0
Medicine -PA	143	30	113	18	79	12	34	0	0	0	0	0	0	0	0	0	0	0	0	0	0
Nursing	153	15	138	13	102	2	33	0	3	0	0	0	0	0	0	0	0	0	0	0	0
Pharmacy	225	80	145	80	145	0	0	0	0	0	0	0	0	0	0	0	0	0	0	0	0
Public Health	104	29	75	25	69	4	6	0	0	0	0	0	0	0	0	0	0	0	0	0	0
GRADUATE COLLEGE (MS, PhD)	274	109	165	109	165	0	0	0	0	0	0	0	0	0	0	0	0	0	0	0	0
Allied Health	18	6	12	6	12	0	0	0	0	0	0	0	0	0	0	0	0	0	0	0	0
Dentistry	17	7	10	7	10	0	0	0	0	0	0	0	0	0	0	0	0	0	0	0	0
Graduate -CTS	21	8	13	8	13	0	0	0	0	0	0	0	0	0	0	0	0	0	0	0	0
Medicine	143	57	86	57	86	0	0	0	0	0	0	0	0	0	0	0	0	0	0	0	0
Nursing	11	0	11	0	11	0	0	0	0	0	0	0	0	0	0	0	0	0	0	0	0
Pharmacy	17	9	8	9	8	0	0	0	0	0	0	0	0	0	0	0	0	0	0	0	0
Public Health	47	22	25	22	25	0	0	0	0	0	0	0	0	0	0	0	0	0	0	0	0
TOTAL OUHSC	3122	951	2171	799	1673	125	354	16	84	1	11	0	21	0	0	0	0	0	12	10	16
Allied Health	643	113	530	84	434	29	96	0	0	0	0	0	0	0	0	0	0	0	0	0	0
Dentistry	347	138	209	137	165	0	0	0	0	1	11	0	21	0	0	0	0	0	12	0	0
Graduate -CTS	21	8	13	8	13	0	0	0	0	0	0	0	0	0	0	0	0	0	0	0	0
Medicine	937	446	491	382	393	64	98	0	0	0	0	0	0	0	0	0	0	0	0	0	0
Nursing	748	92	656	48	418	28	154	16	84	0	0	0	0	0	0	0	0	0	0	0	0
Pharmacy	242	89	153	89	153	0	0	0	0	0	0	0	0	0	0	0	0	0	0	0	0
Public Health	151	51	100	47	94	4	6	0	0	0	0	0	0	0	0	0	0	0	0	0	0
Norman Inter-Campus	26	10	16	0	0	0	0	0	0	0	0	0	0	0	0	0	0	0	0	10	16
Non-Degree	7	4	3	4	3	0	0	0	0	0	0	0	0	0	0	0	0	0	0	0	0

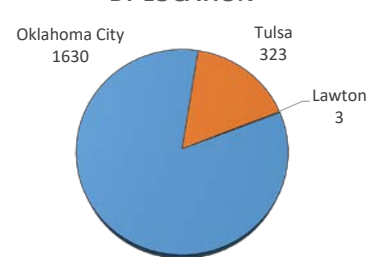
ENROLLMENT BY LOCATION



UNDERGRADUATE BY LOCATION



PROFESSIONAL BY LOCATION



GRADUATE COLLEGE BY LOCATION

