

COLLEGE OF DENTISTRY - ENROLLMENT SUMMARY BY DEGREE

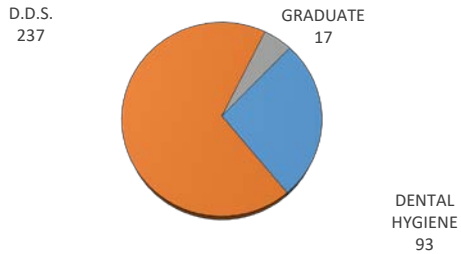
Spring 2022

Credit Enrollment and Full-Time Equivalent (FTE) Enrollment

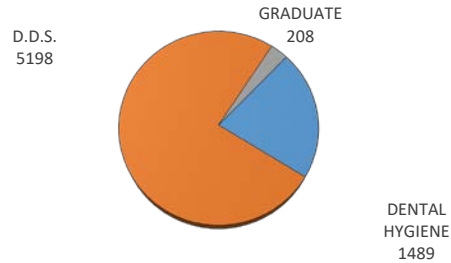
University of Oklahoma Health Sciences Center

CLASSIFICATION	ENROLLMENT			ENROLLMENT - TULSA			STUDENT CREDIT HOURS		FULL-TIME EQUIV	
	Male	Female	TOTAL	Male	Female	TOTAL	TOTAL	TULSA	TOTAL	TULSA
DENTAL HYGIENE	1	92	93	0	0	0	1489	0	99.12	0
Junior	1	45	46	0	0	0	829	0	55.27	0
Senior	0	47	47	0	0	0	660	0	43.85	0
D.D.S.	130	107	237	0	0	0	5198	0	433.55	0
1st Year Students	26	28	54	0	0	0	1081	0	90.26	0
2nd Year Students	33	18	51	0	0	0	1225	0	102.08	0
3rd Year Students	33	34	67	0	0	0	1410	0	117.5	0
4th Year Students	38	27	65	0	0	0	1482	0	123.71	0
Special Students	0	0	0	0	0	0	0	0	0	0
GRADUATE	7	10	17	0	0	0	208	0	17.29	0
Graduate Students	7	10	17	0	0	0	208	0	17.29	0
TOTAL - COLLEGE OF DENTISTRY	138	209	347	0	0	0	6895	0	549.96	0

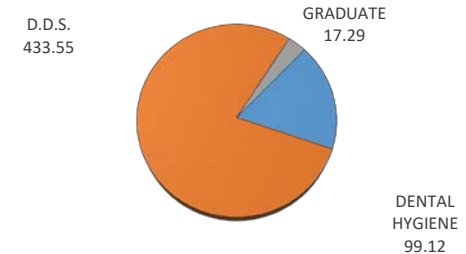
HEADCOUNT ENROLLMENT BY CLASSIFICATION



CREDIT HOURS ENROLLMENT BY CLASSIFICATION



FULL-TIME-EQUIVALENT ENROLLMENT BY CLASSIFICATION



* Full-Time Equivalent enrollment for Fall and Spring semesters is calculated by dividing Graduate and Professional enrollment credit hours by 12, the Undergraduate enrollment credit hours by 15. Full-Time Equivalent enrollment for Summer semesters is calculated by dividing enrollment credit hours for all levels by 6.