

# APPLICANT BY LEVEL REPORT

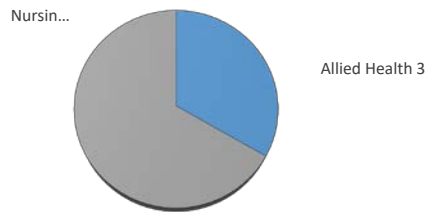
Spring 2022

Male/Female Ethnic (IPEDS) Totals

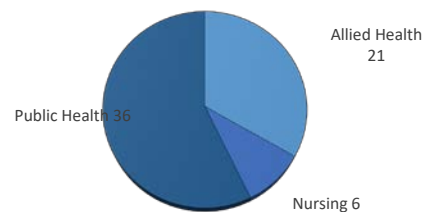
University of Oklahoma Health Sciences Center

LEVEL/COLLEGE	TOT	CAUCASIAN				AFRICAN AMERICAN				HISPANIC				ASIAN				AMERICAN INDIAN				HAWAIIAN/PACIFIC ISLANDER				INTERNATIONAL				MULTI-ETHNIC				UNREPORTED											
		M	F	U	%	M	F	U	%	M	F	U	%	M	F	U	%	M	F	U	%	M	F	U	%	M	F	U	%	M	F	U	%	M	F	U	%								
<b>UNDERGRADUATE</b>	<b>9</b>	<b>1</b>	<b>5</b>	<b>0</b>	<b>67%</b>	<b>0</b>	<b>1</b>	<b>0</b>	<b>11%</b>	<b>0</b>	<b>1</b>	<b>0</b>	<b>11%</b>	<b>1</b>	<b>0</b>	<b>0</b>	<b>11%</b>	<b>0</b>	<b>0</b>	<b>0</b>	<b>0%</b>	<b>0</b>	<b>0</b>	<b>0</b>	<b>0%</b>	<b>0</b>	<b>0</b>	<b>0</b>	<b>0%</b>	<b>0</b>	<b>0</b>	<b>0</b>	<b>0%</b>	<b>0</b>	<b>0</b>	<b>0</b>	<b>0%</b>	<b>0</b>	<b>0</b>	<b>0</b>	<b>0%</b>	<b>0</b>	<b>0</b>	<b>0</b>	<b>0%</b>
Allied Health	3	1	2	0	100%	0	0	0	0%	0	0	0	0%	0	0	0	0%	0	0	0	0%	0	0	0	0%	0	0	0	0%	0	0	0	0%	0	0	0	0%	0	0	0	0%	0	0	0	0%
Dentistry	0	0	0	0	-	0	0	0	-	0	0	0	-	0	0	0	-	0	0	0	-	0	0	0	-	0	0	0	-	0	0	0	-	0	0	0	-	0	0	0	-	0	0	0	-
Nursing	6	0	3	0	50%	0	1	0	17%	0	1	0	17%	1	0	0	17%	0	0	0	0%	0	0	0	0%	0	0	0	0%	0	0	0	0%	0	0	0	0%	0	0	0	0%	0	0	0	0%
<b>PROFESSIONAL</b>	<b>63</b>	<b>7</b>	<b>17</b>	<b>0</b>	<b>38%</b>	<b>0</b>	<b>3</b>	<b>0</b>	<b>5%</b>	<b>3</b>	<b>4</b>	<b>0</b>	<b>11%</b>	<b>1</b>	<b>4</b>	<b>0</b>	<b>8%</b>	<b>1</b>	<b>0</b>	<b>0</b>	<b>2%</b>	<b>0</b>	<b>0</b>	<b>0</b>	<b>0%</b>	<b>10</b>	<b>8</b>	<b>0</b>	<b>29%</b>	<b>0</b>	<b>1</b>	<b>0</b>	<b>2%</b>	<b>1</b>	<b>3</b>	<b>0</b>	<b>6%</b>								
Allied Health	21	2	8	0	48%	0	0	0	0%	2	0	0	10%	1	2	0	14%	0	0	0	0%	0	0	0	0%	1	1	0	10%	0	0	0	0%	1	3	0	19%								
Dentistry	0	0	0	0	-	0	0	0	-	0	0	0	-	0	0	0	-	0	0	0	-	0	0	0	-	0	0	0	-	0	0	0	-	0	0	0	-								
Medicine -MD	0	0	0	0	-	0	0	0	-	0	0	0	-	0	0	0	-	0	0	0	-	0	0	0	-	0	0	0	-	0	0	0	-	0	0	0	-								
Medicine -PA	0	0	0	0	-	0	0	0	-	0	0	0	-	0	0	0	-	0	0	0	-	0	0	0	-	0	0	0	-	0	0	0	-	0	0	0	-								
Nursing	6	1	4	0	83%	0	0	0	0%	0	1	0	17%	0	0	0	0%	0	0	0	0%	0	0	0	0%	0	0	0	0%	0	0	0	0%	0	0	0	0%								
Pharmacy	0	0	0	0	-	0	0	0	-	0	0	0	-	0	0	0	-	0	0	0	-	0	0	0	-	0	0	0	-	0	0	0	-	0	0	0	-								
Public Health	36	4	5	0	25%	0	3	0	8%	1	3	0	11%	0	2	0	6%	1	0	0	3%	0	0	0	0%	9	7	0	44%	0	1	0	3%	0	0	0	0%								
<b>GRADUATE COLLEGE</b>	<b>29</b>	<b>2</b>	<b>4</b>	<b>0</b>	<b>21%</b>	<b>1</b>	<b>1</b>	<b>0</b>	<b>7%</b>	<b>0</b>	<b>1</b>	<b>0</b>	<b>3%</b>	<b>1</b>	<b>1</b>	<b>0</b>	<b>7%</b>	<b>0</b>	<b>0</b>	<b>0</b>	<b>0%</b>	<b>0</b>	<b>0</b>	<b>0</b>	<b>0%</b>	<b>7</b>	<b>7</b>	<b>0</b>	<b>48%</b>	<b>0</b>	<b>0</b>	<b>0</b>	<b>0%</b>	<b>2</b>	<b>2</b>	<b>0</b>	<b>14%</b>								
Allied Health	10	1	2	0	30%	1	0	0	10%	0	1	0	10%	1	0	0	10%	0	0	0	0%	0	0	0	0%	1	1	0	20%	0	0	0	0%	0	2	0	20%								
Dentistry	0	0	0	0	-	0	0	0	-	0	0	0	-	0	0	0	-	0	0	0	-	0	0	0	-	0	0	0	-	0	0	0	-												
Graduate -CTS	3	0	1	0	33%	0	0	0	0%	0	0	0	0%	0	1	0	33%	0	0	0	0%	0	0	0	0%	1	0	0	33%	0	0	0	0%	0	0	0	0%								
Medicine	6	1	0	0	17%	0	0	0	0%	0	0	0	0%	0	0	0	0%	0	0	0	0%	2	1	0	50%	0	0	0	0%	2	0	0	33%												
Nursing	0	0	0	0	-	0	0	0	-	0	0	0	-	0	0	0	-	0	0	0	-	0	0	0	-	0	0	0	-	0	0	0	-												
Pharmacy	0	0	0	0	-	0	0	0	-	0	0	0	-	0	0	0	-	0	0	0	-	0	0	0	-	0	0	0	-	0	0	0	-												
Public Health	10	0	1	0	10%	0	1	0	10%	0	0	0	0%	0	0	0	0%	0	0	0	0%	3	5	0	80%	0	0	0	0%	0	0	0	0%												
<b>TOTAL OUHSC</b>	<b>108</b>	<b>11</b>	<b>29</b>	<b>0</b>	<b>37%</b>	<b>1</b>	<b>5</b>	<b>0</b>	<b>6%</b>	<b>3</b>	<b>6</b>	<b>0</b>	<b>8%</b>	<b>4</b>	<b>5</b>	<b>0</b>	<b>8%</b>	<b>1</b>	<b>1</b>	<b>0</b>	<b>2%</b>	<b>0</b>	<b>0</b>	<b>0</b>	<b>0%</b>	<b>17</b>	<b>16</b>	<b>0</b>	<b>31%</b>	<b>0</b>	<b>1</b>	<b>0</b>	<b>1%</b>	<b>3</b>	<b>5</b>	<b>0</b>	<b>7%</b>								
Allied Health	34	4	12	0	47%	1	0	0	3%	2	1	0	9%	2	2	0	12%	0	0	0	0%	0	0	0	0%	2	2	0	12%	0	0	0	0%	1	5	0	18%								
Dentistry	0	0	0	0	-	0	0	0	-	0	0	0	-	0	0	0	-	0	0	0	-	0	0	0	-	0	0	0	-	0	0	0	-												
Graduate -CTS	3	0	1	0	33%	0	0	0	0%	0	0	0	0%	0	1	0	33%	0	0	0	0%	0	0	0	0%	1	0	0	33%	0	0	0	0%	0	0	0	0%								
Medicine	6	1	0	0	17%	0	0	0	0%	0	0	0	0%	0	0	0	0%	0	0	0	0%	2	1	0	50%	0	0	0	0%	2	0	0	33%												
Nursing	12	1	7	0	67%	0	1	0	8%	0	2	0	17%	1	0	0	8%	0	0	0	0%	0	0	0	0%	0	0	0	0%	0	0	0	0%												
Pharmacy	0	0	0	0	-	0	0	0	-	0	0	0	-	0	0	0	-	0	0	0	-	0	0	0	-	0	0	0	-	0	0	0	-												
Public Health	46	4	6	0	22%	0	4	0	9%	1	3	0	9%	0	2	0	4%	1	0	0	2%	0	0	0	0%	12	12	0	52%	0	1	0	2%	0	0	0	0%								
Norman Inter-Campus	0	0	0	0	-	0	0	0	-	0	0	0	-	0	0	0	-	0	0	0	-	0	0	0	-	0	0	0	-	0	0	0	-												
Non-Degree	7	1	3	0	57%	0	0	0	0%	0	0	0	0%	1	0	0	14%	0	1	0	14%	0	0	0	0%	0	1	0	14%	0	0	0	0%												

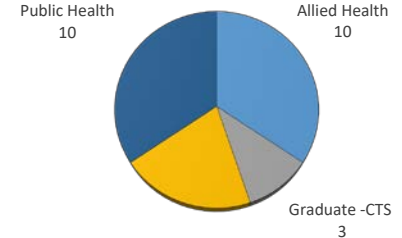
UNDERGRADUATE APPLICANTS



PROFESSIONAL APPLICANTS



GRADUATE COLLEGE APPLICANTS



IPEDS (Integrated Postsecondary Education Data System) is the core postsecondary education data collection program for the National Center for Education Statistics, a part of the Institute for Education Sciences within the United States Department of Education. Prepared by the Office of Institutional Research using census data collected on February 3, 2021