

# ALLIED HEALTH - ENROLLMENT SUMMARY BY DEGREE

Fall 2022

Credit Enrollment and Full-Time Equivalent (FTE) Enrollment

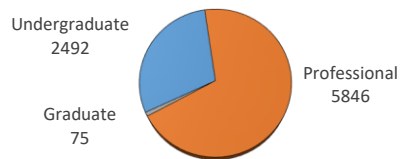
University of Oklahoma Health Sciences Center

Division of Study	Junior/1st Year			Senior/2nd Year			Graduate/Professional			TOTAL			TULSA		
	TOT	Male	Female	TOT	Male	Female	TOT	Male	Female	Male	Female	TOT	TOT	Male	Female
<b>UNDERGRADUATE</b>	<b>86</b>	<b>13</b>	<b>73</b>	<b>99</b>	<b>11</b>	<b>88</b>	<b>0</b>	<b>0</b>	<b>0</b>	<b>24</b>	<b>161</b>	<b>185</b>	<b>11</b>	<b>0</b>	<b>11</b>
Clinical Dietetics/Nutritional Sciences	2	0	2	0	0	0	0	0	0	0	2	2	0	0	0
Communication Sciences & Disorders	23	0	23	43	1	42	0	0	0	1	65	66	0	0	0
Medical Imaging & Radiation Sciences	61	13	48	56	10	46	0	0	0	23	94	117	11	0	11
Nuclear Medicine	6	0	6	8	1	7	0	0	0	1	13	14	0	0	0
Radiation Sciences	7	1	6	10	1	9	0	0	0	2	15	17	0	0	0
Radiation Therapy	11	5	6	9	3	6	0	0	0	8	12	20	0	0	0
Radiography	13	7	6	11	4	7	0	0	0	11	13	24	0	0	0
Sonography	24	0	24	18	1	17	0	0	0	1	41	42	11	0	11
Special Student	0	0	0	0	0	0	0	0	0	0	0	0	0	0	0
<b>HEALTH PROFESSIONAL</b>	<b>0</b>	<b>0</b>	<b>0</b>	<b>0</b>	<b>0</b>	<b>0</b>	<b>463</b>	<b>93</b>	<b>370</b>	<b>93</b>	<b>370</b>	<b>463</b>	<b>141</b>	<b>38</b>	<b>103</b>
Audiology - AuD	0	0	0	0	0	0	22	4	18	4	18	22	0	0	0
Coordinated MA in Dietetics	0	0	0	0	0	0	39	6	33	6	33	39	0	0	0
Occupational Therapy - MOT	0	0	0	0	0	0	77	5	72	5	72	77	35	1	34
Occupational Therapy - OTD	0	0	0	0	0	0	49	5	44	5	44	49	29	5	24
Physical Therapy - DPT	0	0	0	0	0	0	202	70	132	70	132	202	77	32	45
Rehab Sciences - DSC Internet	0	0	0	0	0	0	8	1	7	1	7	8	0	0	0
Master of Arts in Nutr Sci Int	0	0	0	0	0	0	5	0	5	0	5	5	0	0	0
Nutritional Sciences Internship	0	0	0	0	0	0	12	0	12	0	12	12	0	0	0
Speech Language Pathology - MA	0	0	0	0	0	0	49	2	47	2	47	49	0	0	0
Special Student	0	0	0	0	0	0	0	0	0	0	0	0	0	0	0
<b>GRADUATE</b>	<b>0</b>	<b>0</b>	<b>0</b>	<b>0</b>	<b>0</b>	<b>0</b>	<b>12</b>	<b>4</b>	<b>8</b>	<b>4</b>	<b>8</b>	<b>12</b>	<b>0</b>	<b>0</b>	<b>0</b>
Allied Health Sciences (PhD)	0	0	0	0	0	0	11	3	8	3	8	11	0	0	0
Comm Sci & Disorders - Audiology (PhD)	0	0	0	0	0	0	0	0	0	0	0	0	0	0	0
CSD - Speech-Lang Pathology (PhD)	0	0	0	0	0	0	0	0	0	0	0	0	0	0	0
Nutritional Science (MS)	0	0	0	0	0	0	1	1	0	1	0	1	0	0	0
Special Student	0	0	0	0	0	0	0	0	0	0	0	0	0	0	0
<b>TOTAL - ALLIED HEALTH</b>	<b>86</b>	<b>13</b>	<b>73</b>	<b>99</b>	<b>11</b>	<b>88</b>	<b>475</b>	<b>97</b>	<b>378</b>	<b>121</b>	<b>539</b>	<b>660</b>	<b>152</b>	<b>38</b>	<b>114</b>

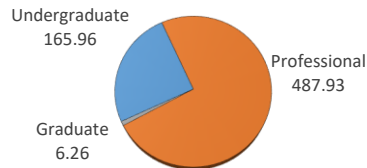
HOURS ENROLLED	Undergraduate	Professional	Graduate	TOTAL
Credit Hours	2492	5846	75	8413
Full-Time Equivalent*	165.96	487.93	6.26	660.15

HOURS ENROLLED - TULSA	Undergraduate	Professional	Graduate	TOTAL
Credit Hours	151	1877	0	2028
Full-Time Equivalent*	10.05	156.79	0	166.84

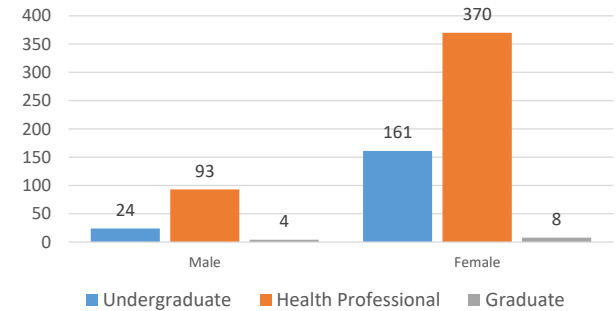
ALLIED HEALTH CREDIT HOURS



ALLIED HEALTH FTE



ALLIED HEALTH ENROLLMENT BY GENDER



\*Full-Time Equivalent enrollment for Fall and Spring semesters is calculated by dividing Graduate and Professional enrollment credit hours by 12, the Undergraduate enrollment credit hours by 15. Full-Time Equivalent enrollment for Summer semesters is calculated by dividing enrollment credit hours for all levels by 6.