

ENROLLMENT BY LOCATION REPORT

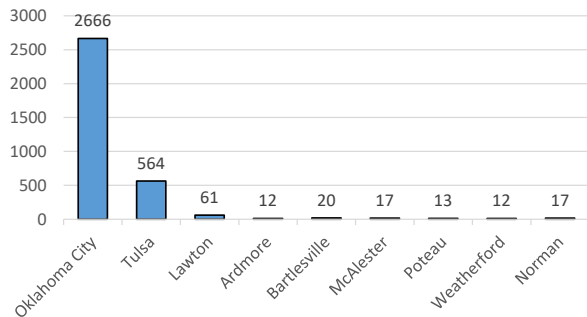
Fall 2022

Sex, Residency, Age & Full/Part Time Totals

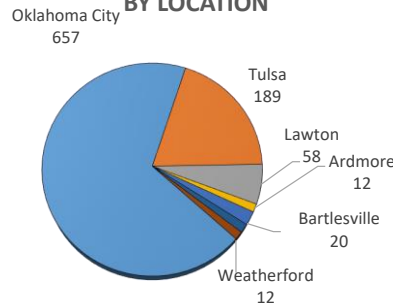
University of Oklahoma Health Sciences Center

LEVEL/COLLEGE	TOTAL			OKLAHOMA CITY		TULSA		LAWTON		ARDMORE		BARTLESVILLE		Norman		Duncan		WEATHERFORD		NORMAN	
	TOT	Male	Female	Male	Female	Male	Female	Male	Female	Male	Female	Male	Female	Male	Female	Male	Female	Male	Female	Male	Female
UNDERGRADUATE	984	100	884	68	589	24	165	4	54	1	11	0	20	0	0	1	12	0	12	0	0
Allied Health	185	24	161	24	150	0	11	0	0	0	0	0	0	0	0	0	0	0	0	0	0
Dentistry	92	1	91	0	48	0	0	0	0	1	11	0	20	0	0	0	0	0	12	0	0
Nursing	707	75	632	44	391	24	154	4	54	0	0	0	0	0	0	1	12	0	0	0	0
HEALTH PROFESSIONAL	2076	699	1377	572	1126	127	248	0	3	0	0	0	0	0	0	0	0	0	0	0	0
Allied Health	463	93	370	55	267	38	103	0	0	0	0	0	0	0	0	0	0	0	0	0	0
Dentistry	242	119	123	108	123	11	0	0	0	0	0	0	0	0	0	0	0	0	0	0	0
Medicine -MD	636	342	294	288	233	54	61	0	0	0	0	0	0	0	0	0	0	0	0	0	0
Medicine -PA	213	39	174	22	122	17	52	0	0	0	0	0	0	0	0	0	0	0	0	0	0
Nursing	205	10	195	8	168	2	24	0	3	0	0	0	0	0	0	0	0	0	0	0	0
Pharmacy	211	67	144	67	144	0	0	0	0	0	0	0	0	0	0	0	0	0	0	0	0
Public Health	106	29	77	24	69	5	8	0	0	0	0	0	0	0	0	0	0	0	0	0	0
GRADUATE COLLEGE (MS, PhD)	307	127	180	127	180	0	0	0	0	0	0	0	0	0	0	0	0	0	0	0	0
Allied Health	12	4	8	4	8	0	0	0	0	0	0	0	0	0	0	0	0	0	0	0	0
Dentistry	21	12	9	12	9	0	0	0	0	0	0	0	0	0	0	0	0	0	0	0	0
Graduate -CTS	20	7	13	7	13	0	0	0	0	0	0	0	0	0	0	0	0	0	0	0	0
Medicine	175	73	102	73	102	0	0	0	0	0	0	0	0	0	0	0	0	0	0	0	0
Nursing	15	0	15	0	15	0	0	0	0	0	0	0	0	0	0	0	0	0	0	0	0
Pharmacy	19	10	9	10	9	0	0	0	0	0	0	0	0	0	0	0	0	0	0	0	0
Public Health	45	21	24	21	24	0	0	0	0	0	0	0	0	0	0	0	0	0	0	0	0
TOTAL OUHSC	3388	933	2455	767	1899	151	413	4	57	1	11	0	20	7	10	1	12	0	12	7	10
Allied Health	660	121	539	83	425	38	114	0	0	0	0	0	0	0	0	0	0	0	0	0	0
Dentistry	355	132	223	120	180	11	0	0	0	1	11	0	20	0	0	0	0	0	12	0	0
Graduate -CTS	20	7	13	7	13	0	0	0	0	0	0	0	0	0	0	0	0	0	0	0	0
Medicine	1024	454	570	383	457	71	113	0	0	0	0	0	0	0	0	0	0	0	0	0	0
Nursing	927	85	842	52	574	26	178	4	57	0	0	0	0	0	0	1	12	0	0	0	0
Pharmacy	230	77	153	77	153	0	0	0	0	0	0	0	0	0	0	0	0	0	0	0	0
Public Health	151	50	101	45	93	5	8	0	0	0	0	0	0	0	0	0	0	0	0	0	0
Norman Inter-Campus	17	7	10	0	0	0	0	0	0	0	0	0	0	7	10	0	0	0	0	7	10
Non-Degree	4	0	4	0	4	0	0	0	0	0	0	0	0	0	0	0	0	0	0	0	0

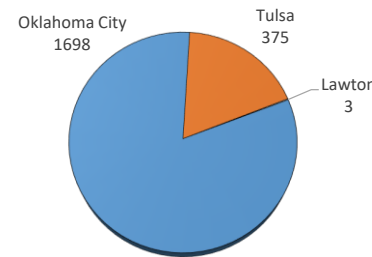
ENROLLMENT BY LOCATION



UNDERGRADUATE BY LOCATION



PROFESSIONAL BY LOCATION



GRADUATE COLLEGE BY LOCATION

