

COLLEGE OF DENTISTRY - ENROLLMENT SUMMARY BY DEGREE

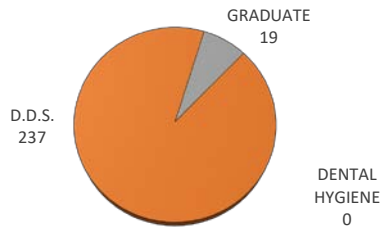
Summer 2021

Credit Enrollment and Full-Time Equivalent (FTE) Enrollment

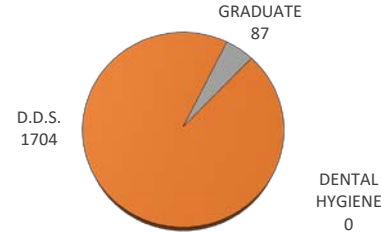
University of Oklahoma Health Sciences Center

CLASSIFICATION	ENROLLMENT			ENROLLMENT - TULSA			STUDENT CREDIT HOURS		FULL-TIME EQUIV	
	Male	Female	TOTAL	Male	Female	TOTAL	TOTAL	TULSA	TOTAL	TULSA
DENTAL HYGIENE	0	0	0	0	0	0	0	0	0	0
Junior	0	0	0	0	0	0	0	0	0	0
Senior	0	0	0	0	0	0	0	0	0	0
D.D.S.	130	107	237	0	0	0	1704	0	283.65	0
1st Year Students	26	28	54	0	0	0	270	0	44.82	0
2nd Year Students	33	18	51	0	0	0	255	0	42.33	0
3rd Year Students	32	34	66	0	0	0	397	0	66.17	0
4th Year Students	39	27	66	0	0	0	782	0	130.33	0
Special Students	0	0	0	0	0	0	0	0	0	0
GRADUATE	11	8	19	0	0	0	87	0	14.49	0
Graduate Students	11	8	19	0	0	0	87	0	14.49	0
TOTAL - COLLEGE OF DENTISTRY	141	115	256	0	0	0	1791	0	298.14	0

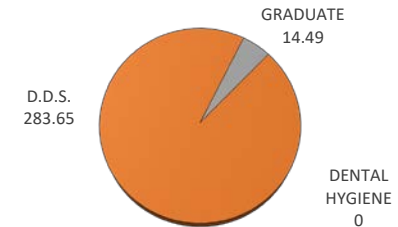
HEADCOUNT ENROLLMENT BY CLASSIFICATION



CREDIT HOURS ENROLLMENT BY CLASSIFICATION



FULL-TIME-EQUIVALENT ENROLLMENT BY CLASSIFICATION



* Full-Time Equivalent enrollment for Fall and Spring semesters is calculated by dividing Graduate and Professional enrollment credit hours by 12, the Undergraduate enrollment credit hours by 15. Full-Time Equivalent enrollment for Summer semesters is calculated by dividing enrollment credit hours for all levels by 6.