

# ALLIED HEALTH - ENROLLMENT SUMMARY BY DEGREE

Summer 2021

## Credit Enrollment and Full-Time Equivalent (FTE) Enrollment

University of Oklahoma Health Sciences Center

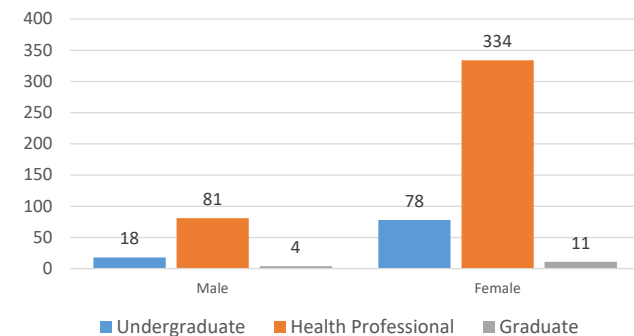
Division of Study	Junior/1st Year			Senior/2nd Year			Graduate/Professional			TOTAL			TULSA		
	TOT	Male	Female	TOT	Male	Female	TOT	Male	Female	Male	Female	TOT	TOT	Male	Female
<b>UNDERGRADUATE</b>	<b>54</b>	<b>12</b>	<b>42</b>	<b>41</b>	<b>6</b>	<b>35</b>	<b>1</b>	<b>0</b>	<b>1</b>	<b>18</b>	<b>78</b>	<b>96</b>	<b>12</b>	<b>0</b>	<b>12</b>
Clinical Dietetics/Nutritional Sciences	0	0	0	0	0	0	0	0	0	0	0	0	0	0	0
Communication Sciences & Disorders	0	0	0	0	0	0	0	0	0	0	0	0	0	0	0
Medical Imaging & Radiation Sciences	54	12	42	41	6	35	0	0	0	18	77	95	12	0	12
Nuclear Medicine	8	1	7	6	2	4	0	0	0	3	11	14	0	0	0
Radiation Sciences	0	0	0	1	1	0	0	0	0	1	0	1	0	0	0
Radiation Therapy	11	4	7	10	1	9	0	0	0	5	16	21	0	0	0
Radiography	13	5	8	7	1	6	0	0	0	6	14	20	0	0	0
Sonography	22	2	20	17	1	16	0	0	0	3	36	39	12	0	12
Special Student	0	0	0	0	0	0	1	0	1	0	1	1	0	0	0
<b>HEALTH PROFESSIONAL</b>	<b>0</b>	<b>0</b>	<b>0</b>	<b>0</b>	<b>0</b>	<b>0</b>	<b>415</b>	<b>81</b>	<b>334</b>	<b>81</b>	<b>334</b>	<b>415</b>	<b>117</b>	<b>29</b>	<b>88</b>
Audiology - AuD	0	0	0	0	0	0	21	3	18	3	18	21	0	0	0
Coordinated MA in Dietetics	0	0	0	0	0	0	36	2	34	2	34	36	0	0	0
Occupational Therapy - MOT	0	0	0	0	0	0	112	11	101	11	101	112	46	4	42
Physical Therapy - DPT	0	0	0	0	0	0	196	60	136	60	136	196	71	25	46
Rehab Sciences - DSC Internet	0	0	0	0	0	0	19	1	18	1	18	19	0	0	0
Speech Language Pathology - MA	0	0	0	0	0	0	25	3	22	3	22	25	0	0	0
Geriatrics/Gerontology Cert	0	0	0	0	0	0	0	0	0	0	0	0	0	0	0
Dietetic Internships	0	0	0	0	0	0	5	1	4	1	4	5	0	0	0
Special Student	0	0	0	0	0	0	1	0	1	0	1	1	0	0	0
<b>GRADUATE</b>	<b>0</b>	<b>0</b>	<b>0</b>	<b>0</b>	<b>0</b>	<b>0</b>	<b>15</b>	<b>4</b>	<b>11</b>	<b>4</b>	<b>11</b>	<b>15</b>	<b>0</b>	<b>0</b>	<b>0</b>
Allied Health Sciences (PhD)	0	0	0	0	0	0	12	4	8	4	8	12	0	0	0
AHS Medical Dosimetry (MS)	0	0	0	0	0	0	0	0	0	0	0	0	0	0	0
Comm Sci & Disorders - Audiology (PhD)	0	0	0	0	0	0	0	0	0	0	0	0	0	0	0
CSD - Speech-Lang Pathology (PhD)	0	0	0	0	0	0	0	0	0	0	0	0	0	0	0
Nutritional Science (MS)	0	0	0	0	0	0	3	0	3	0	3	3	0	0	0
Special Student	0	0	0	0	0	0	0	0	0	0	0	0	0	0	0
<b>TOTAL - ALLIED HEALTH</b>	<b>54</b>	<b>12</b>	<b>42</b>	<b>41</b>	<b>6</b>	<b>35</b>	<b>431</b>	<b>85</b>	<b>346</b>	<b>103</b>	<b>423</b>	<b>526</b>	<b>129</b>	<b>29</b>	<b>100</b>

HOURS ENROLLED	Undergraduate	Professional	Graduate	TOTAL
Credit Hours	530	3082	46	3658
Full-Time Equivalent*	88.26	513.71	7.65	609.62

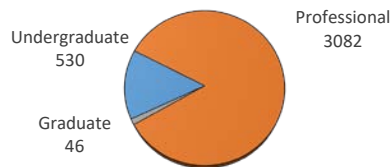
  

HOURS ENROLLED - TULSA	Undergraduate	Professional	Graduate	TOTAL
Credit Hours	66	871	0	937
Full-Time Equivalent*	10.98	145.21	0	156.19

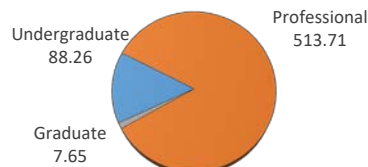
ALLIED HEALTH ENROLLMENT BY GENDER



ALLIED HEALTH CREDIT HOURS



ALLIED HEALTH FTE



\*Full-Time Equivalent enrollment for Fall and Spring semesters is calculated by dividing Graduate and Professional enrollment credit hours by 12, the Undergraduate enrollment credit hours by 15. Full-Time Equivalent enrollment for Summer semesters is calculated by dividing enrollment credit hours for all levels by 6.