

# ENROLLMENT BY LEVEL REPORT

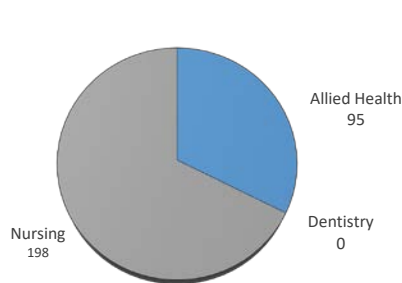
Summer 2021

Male/Female Ethnic (IPEDS) Totals

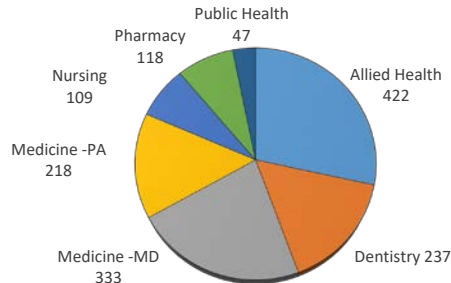
University of Oklahoma Health Sciences Center

LEVEL/COLLEGE	TOT	CAUCASIAN 1				AFRICAN AMERICAN 2				HISPANIC 3				ASIAN 4				AMERICAN INDIAN 5				HAWAIIAN/ PACIFIC ISLANDER 7				INTERNATIONAL 6				MULTI-ETHNIC 8				UNREPORTED U			
		M	F	U	%	M	F	U	%	M	F	U	%	M	F	U	%	M	F	U	%	M	F	U	%	M	F	U	%	M	F	U	%	M	F	U	%
<b>UNDERGRADUATE</b>	<b>293</b>	<b>32</b>	<b>141</b>	<b>0</b>	<b>59%</b>	<b>1</b>	<b>10</b>	<b>0</b>	<b>4%</b>	<b>5</b>	<b>24</b>	<b>0</b>	<b>10%</b>	<b>9</b>	<b>23</b>	<b>0</b>	<b>11%</b>	<b>1</b>	<b>12</b>	<b>0</b>	<b>4%</b>	<b>0</b>	<b>0</b>	<b>0</b>	<b>0%</b>	<b>3</b>	<b>1</b>	<b>0</b>	<b>1%</b>	<b>1</b>	<b>2</b>	<b>0</b>	<b>1%</b>	<b>3</b>	<b>25</b>	<b>0</b>	<b>10%</b>
Allied Health	95	11	52	0	66%	0	0	0	0%	2	8	0	11%	4	8	0	13%	0	3	0	3%	0	0	0	0%	1	0	0	1%	0	1	0	1%	0	5	0	5%
Dentistry	0	0	0	0	-	0	0	0	-	0	0	0	-	0	0	0	-	0	0	0	-	0	0	0	-	0	0	0	-	0	0	0	-	0	0	0	-
Nursing	198	21	89	0	56%	1	10	0	6%	3	16	0	10%	5	15	0	10%	1	9	0	5%	0	0	0	0%	2	1	0	2%	1	1	0	1%	3	20	0	12%
<b>PROFESSIONAL</b>	<b>1484</b>	<b>317</b>	<b>635</b>	<b>0</b>	<b>64%</b>	<b>18</b>	<b>21</b>	<b>0</b>	<b>3%</b>	<b>25</b>	<b>57</b>	<b>0</b>	<b>6%</b>	<b>75</b>	<b>100</b>	<b>0</b>	<b>12%</b>	<b>14</b>	<b>24</b>	<b>0</b>	<b>3%</b>	<b>1</b>	<b>0</b>	<b>0</b>	<b>0%</b>	<b>3</b>	<b>7</b>	<b>0</b>	<b>1%</b>	<b>26</b>	<b>34</b>	<b>0</b>	<b>4%</b>	<b>34</b>	<b>93</b>	<b>0</b>	<b>9%</b>
Allied Health	422	52	248	0	71%	0	4	0	1%	6	16	0	5%	6	12	0	4%	4	12	0	4%	1	0	0	0%	1	2	0	1%	4	8	0	3%	7	39	0	11%
Dentistry	237	84	53	0	58%	1	2	0	1%	9	8	0	7%	20	22	0	18%	1	3	0	2%	0	0	0	0%	2	3	0	2%	1	3	0	2%	12	13	0	11%
Medicine -MD	333	113	82	0	59%	9	4	0	4%	4	5	0	3%	31	29	0	18%	6	2	0	2%	0	0	0	0%	0	0	0	0%	19	18	0	11%	7	4	0	3%
Medicine -PA	218	32	136	0	77%	1	2	0	1%	2	9	0	5%	4	6	0	5%	2	2	0	2%	0	0	0	0%	0	0	0	0%	1	1	0	1%	3	17	0	9%
Nursing	109	5	67	0	66%	0	4	0	4%	1	11	0	11%	1	6	0	6%	1	1	0	2%	0	0	0	0%	0	0	0	0%	1	3	0	4%	0	8	0	7%
Pharmacy	118	21	31	0	44%	6	4	0	8%	3	4	0	6%	13	20	0	28%	0	3	0	3%	0	0	0	0%	0	1	0	1%	2	10	0	10%				
Public Health	47	10	18	0	60%	1	1	0	4%	0	4	0	9%	0	5	0	11%	0	1	0	2%	0	0	0	0%	0	2	0	4%	0	3	0	11%				
<b>GRADUATE COLLEGE</b>	<b>238</b>	<b>51</b>	<b>69</b>	<b>0</b>	<b>50%</b>	<b>2</b>	<b>7</b>	<b>0</b>	<b>4%</b>	<b>6</b>	<b>7</b>	<b>0</b>	<b>5%</b>	<b>8</b>	<b>4</b>	<b>0</b>	<b>5%</b>	<b>0</b>	<b>3</b>	<b>0</b>	<b>1%</b>	<b>0</b>	<b>0</b>	<b>0</b>	<b>0%</b>	<b>32</b>	<b>36</b>	<b>0</b>	<b>29%</b>	<b>0</b>	<b>4</b>	<b>0</b>	<b>2%</b>	<b>2</b>	<b>7</b>	<b>0</b>	<b>4%</b>
Allied Health	15	2	6	0	53%	0	0	0	0%	0	1	0	7%	0	1	0	7%	0	0	0	0%	0	0	0	0%	2	2	0	27%	0	0	0	0%	0	1	0	7%
Dentistry	19	10	4	0	74%	0	1	0	5%	0	0	0	0%	0	0	0	0%	0	0	0	0%	0	0	0	0%	1	3	0	21%	0	0	0	0%	0	0	0	0%
Graduate -CTS	17	4	5	0	53%	0	3	0	18%	0	0	0	0%	0	1	0	6%	0	0	0	0%	0	0	0	0%	2	1	0	18%	0	0	0	0%	0	1	0	6%
Medicine	123	28	33	0	50%	1	0	0	1%	5	3	0	7%	3	1	0	3%	0	1	0	1%	0	0	0	0%	21	21	0	34%	0	1	0	1%	2	3	0	4%
Nursing	13	0	9	0	69%	0	3	0	23%	0	1	0	8%	0	0	0	0%	0	0	0	0%	0	0	0	0%	0	0	0	0%	0	0	0	0%				
Pharmacy	19	3	5	0	42%	0	0	0	0%	1	1	0	11%	2	0	0	11%	0	0	0	0%	0	0	0	0%	3	3	0	32%	0	1	0	5%	0	0	0	0%
Public Health	32	4	7	0	34%	1	0	0	3%	0	1	0	3%	3	1	0	13%	0	2	0	6%	0	0	0	0%	3	6	0	28%	0	2	0	6%				
<b>TOTAL OUHSC</b>	<b>2035</b>	<b>406</b>	<b>852</b>	<b>0</b>	<b>62%</b>	<b>21</b>	<b>41</b>	<b>0</b>	<b>3%</b>	<b>36</b>	<b>88</b>	<b>0</b>	<b>6%</b>	<b>92</b>	<b>127</b>	<b>0</b>	<b>11%</b>	<b>15</b>	<b>39</b>	<b>0</b>	<b>3%</b>	<b>1</b>	<b>0</b>	<b>0</b>	<b>0%</b>	<b>38</b>	<b>44</b>	<b>0</b>	<b>4%</b>	<b>27</b>	<b>40</b>	<b>0</b>	<b>3%</b>	<b>39</b>	<b>125</b>	<b>0</b>	<b>8%</b>
Allied Health	532	66	306	0	70%	0	4	0	1%	8	25	0	6%	10	21	0	6%	4	15	0	4%	1	0	0	0%	4	4	0	2%	4	9	0	2%	7	45	0	10%
Dentistry	256	94	57	0	59%	1	3	0	2%	9	8	0	7%	20	22	0	16%	1	3	0	2%	0	0	0	0%	3	6	0	4%	1	3	0	2%	12	13	0	10%
Graduate -CTS	17	4	5	0	53%	0	6	0	35%	0	0	0	0%	0	1	0	6%	0	0	0	0%	0	0	0	0%	2	1	0	18%	0	0	0	0%	0	1	0	6%
Medicine	674	173	251	0	63%	11	6	0	3%	11	17	0	4%	38	36	0	11%	8	5	0	2%	0	0	0	0%	21	21	0	6%	20	20	0	6%	12	24	0	5%
Nursing	320	26	165	0	60%	1	17	0	6%	4	28	0	10%	6	21	0	8%	2	10	0	4%	0	0	0	0%	2	1	0	1%	2	4	0	2%	3	28	0	10%
Pharmacy	137	24	36	0	44%	6	4	0	7%	4	5	0	7%	15	20	0	26%	0	3	0	2%	0	0	0	0%	3	3	0	4%	0	2	0	1%	2	10	0	9%
Public Health	79	14	25	0	49%	2	1	0	4%	0	5	0	6%	3	6	0	11%	0	3	0	4%	0	0	0	0%	3	8	0	14%	0	2	0	3%	3	4	0	9%
Norman Inter-Campus	16	4	4	0	50%	0	0	0	0%	0	0	0	0%	0	0	0	0%	0	0	0	0%	0	0	0	0%	0	0	0	0%	0	0	0	0%	0	0	0	0%
Non-Degree	4	1	3	0	100%	0	0	0	0%	0	0	0	0%	0	0	0	0%	0	0	0	0%	0	0	0	0%	0	0	0	0%	0	0	0	0%	0	0	0	0%

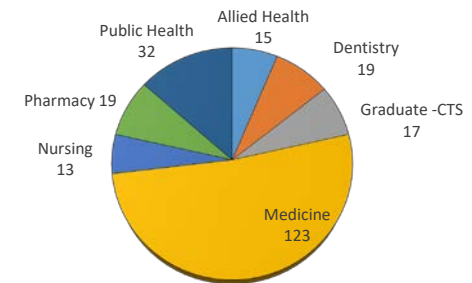
UNDERGRADUATE ENROLLMENT



PROFESSIONAL ENROLLMENT



GRADUATE COLLEGE ENROLLMENT



IPEDS (Integrated Postsecondary Education Data System) is the core postsecondary education data collection program for the National Center for Education Statistics, a part of the Institute for Education Sciences within the United States Department of Education.

Prepared by the Office of Institutional Research using census data collected on June 11, 2021