ENROLLMENT BY LEVEL REPORT

Spring 2021

Male/Female Ethnic (IPEDS) Totals

University of Oklahoma Health Sciences Center

LEVEL/COLLEGE		CAUCASIAN 1				AFRICAN AMERICAN 2				HISPANIC 3				ASIAN 4				AMERICAN INDIAN 5				HAWAIIAN/ PACIFIC ISLANDER 7				INTERNATIONAL 6				MULTI-ETHNIC 8				UNREPORTED U			
	TOT	M	F	U	%	M	F	U	%	M	F	U	%	M	F	U	%	M	F	U	%	M	F	U	%	M	F	U	%	M	F	U	%	M	F	U	%
UNDERGRADUATE	**819**	**44**	**453**	**0**	**61%**	**6**	**33**	**0**	**5%**	**10**	**92**	**0**	**12%**	**13**	**43**	**0**	**7%**	**3**	**25**	**0**	**3%**	**0**	**0**	**0**	**0%**	**0**	**2**	**0**	**0%**	**1**	**16**	**0**	**2%**	**0**	**0**	**0**	**0%**
Allied Health	**178**	11	110	0	68%	0	0	0	0%	1	20	0	12%	2	9	0	6%	0	5	0	3%	0	0	0	0%	0	0	0	0%	1	5	0	3%	0	0	0	0%
Dentistry	**91**	0	52	0	57%	0	2	0	2%	0	13	0	14%	1	4	0	5%	0	3	0	3%	0	0	0	0%	0	1	0	1%	0	3	0	3%	0	0	0	0%
Nursing	**550**	33	291	0	59%	6	31	0	7%	9	59	0	12%	10	30	0	7%	3	17	0	4%	0	0	0	0%	0	1	0	0%	0	8	0	1%	0	0	0	0%
PROFESSIONAL	**1936**	**466**	**754**	**1**	**63%**	**28**	**28**	**0**	**3%**	**32**	**62**	**0**	**5%**	**112**	**147**	**0**	**13%**	**20**	**40**	**0**	**3%**	**2**	**0**	**0**	**0%**	**3**	**8**	**0**	**1%**	**38**	**43**	**1**	**4%**	**0**	**0**	**0**	**0%**
Allied Health	**434**	62	245	0	71%	1	5	0	1%	4	15	0	4%	7	10	0	4%	4	16	0	5%	2	0	0	0%	1	1	0	0%	3	8	0	3%	0	0	0	0%
Dentistry	**232**	87	55	0	61%	2	1	0	1%	8	6	0	6%	21	17	0	16%	1	4	0	2%	0	0	0	0%	2	4	0	3%	2	2	0	2%	0	0	0	0%
Medicine -MD	**652**	224	167	0	60%	12	7	0	3%	11	11	0	3%	56	63	0	18%	11	4	0	2%	0	0	0	0%	0	0	0	0%	30	27	0	9%	0	0	0	0%
Medicine -PA	**148**	25	92	0	79%	2	2	0	3%	1	5	0	4%	2	5	0	5%	1	2	0	2%	0	0	0	0%	0	0	0	0%	1	1	0	1%	0	0	0	0%
Nursing	**147**	11	94	0	71%	0	2	0	1%	1	12	0	9%	1	7	0	5%	1	6	0	5%	0	0	0	0%	0	0	0	0%	0	3	1	2%	0	0	0	0%
Pharmacy	**227**	32	66	0	43%	11	9	0	9%	5	7	0	5%	24	40	0	28%	1	4	0	2%	0	0	0	0%	0	0	0	0%	0	2	0	1%	0	0	0	0%
Public Health	**96**	25	35	1	63%	0	2	0	2%	2	6	0	8%	1	5	0	6%	1	4	0	5%	0	0	0	0%	0	3	0	3%	2	0	0	2%	0	0	0	0%
GRADUATE COLLEGE	**272**	**49**	**84**	**0**	**49%**	**3**	**10**	**0**	**5%**	**6**	**9**	**0**	**6%**	**11**	**5**	**0**	**6%**	**0**	**3**	**0**	**1%**	**0**	**0**	**0**	**0%**	**36**	**41**	**0**	**28%**	**0**	**3**	**0**	**1%**	**0**	**0**	**0**	**0%**
Allied Health	**25**	4	11	0	60%	0	1	0	4%	0	0	0	0%	0	1	0	4%	0	0	0	0%	0	0	0	0%	3	2	0	20%	0	0	0	0%	0	0	0	0%
Dentistry	**14**	7	3	0	71%	0	1	0	7%	0	0	0	0%	0	0	0	0%	0	0	0	0%	0	0	0	0%	1	2	0	21%	0	0	0	0%	0	0	0	0%
Graduate -CTS	**19**	3	6	0	47%	0	3	0	16%	0	0	0	0%	0	2	0	11%	0	0	0	0%	0	0	0	0%	2	2	0	21%	0	0	0	0%	0	0	0	0%
Medicine	**140**	26	40	0	47%	0	0	0	0%	5	5	0	7%	6	1	0	5%	0	1	0	1%	0	0	0	0%	23	26	0	35%	0	1	0	1%	0	0	0	0%
Nursing	**14**	0	9	0	64%	0	4	0	29%	0	1	0	7%	0	0	0	0%	0	0	0	0%	0	0	0	0%	0	0	0	0%	0	0	0	0%	0	0	0	0%
Pharmacy	**18**	3	5	0	44%	0	0	0	0%	1	1	0	11%	2	0	0	11%	0	0	0	0%	0	0	0	0%	3	3	0	33%	0	0	0	0%	0	0	0	0%
Public Health	**42**	6	10	0	38%	3	1	0	10%	0	2	0	5%	3	1	0	10%	0	2	0	5%	0	0	0	0%	4	6	0	24%	0	2	0	5%	0	0	0	0%
TOTAL OUHSC	**3072**	**572**	**1307**	**1**	**61%**	**37**	**75**	**0**	**4%**	**48**	**163**	**0**	**7%**	**136**	**196**	**0**	**11%**	**23**	**68**	**0**	**3%**	**2**	**0**	**0**	**0%**	**39**	**52**	**0**	**3%**	**39**	**62**	**1**	**3%**	**0**	**0**	**0**	**0%**
Allied Health	**637**	79	366	0	70%	1	6	0	1%	5	35	0	6%	9	20	0	5%	4	21	0	4%	2	0	0	0%	4	3	0	1%	4	13	0	3%	0	0	0	0%
Dentistry	**337**	94	110	0	61%	2	4	0	2%	8	19	0	8%	22	21	0	13%	1	7	0	2%	0	0	0	0%	3	7	0	3%	2	5	0	2%	0	0	0	0%
Graduate -CTS	**19**	3	6	0	47%	0	6	0	32%	0	0	0	0%	0	2	0	11%	0	0	0	0%	0	0	0	0%	2	2	0	21%	0	0	0	0%	0	0	0	0%
Medicine	**940**	275	299	0	61%	14	9	0	2%	17	21	0	4%	64	69	0	14%	12	7	0	2%	0	0	0	0%	23	26	0	5%	31	29	0	6%	0	0	0	0%
Nursing	**711**	44	394	0	62%	6	37	0	6%	10	72	0	12%	11	37	0	7%	4	23	0	4%	0	0	0	0%	0	1	0	0%	0	11	1	2%	0	0	0	0%
Pharmacy	**245**	35	71	0	43%	11	9	0	8%	6	8	0	6%	26	40	0	27%	1	4	0	2%	0	0	0	0%	3	3	0	2%	0	2	0	1%	0	0	0	0%
Public Health	**138**	31	45	1	55%	3	3	0	4%	2	8	0	7%	4	6	0	7%	1	6	0	5%	0	0	0	0%	4	9	0	9%	2	2	0	3%	0	0	0	0%
Norman Inter-Campus	**33**	9	12	0	64%	0	0	0	0%	0	0	0	0%	0	0	0	0%	0	0	0	0%	0	0	0	0%	0	0	0	0%	0	0	0	0%	0	0	0	0%
Non-Degree	**12**	2	4	0	50%	0	1	0	8%	0	0	0	0%	0	1	0	8%	0	0	0	0%	0	0	0	0%	0	1	0	8%	0	0	0	0%	0	0	0	0%

UNDERGRADUATE ENROLLMENT

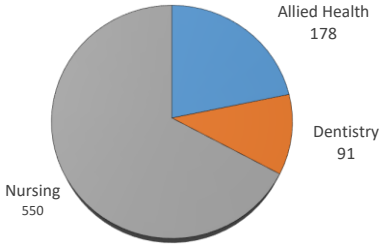

PROFESSIONAL ENROLLMENT

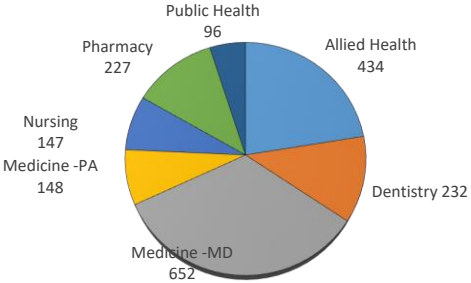

GRADUATE COLLEGE ENROLLMENT

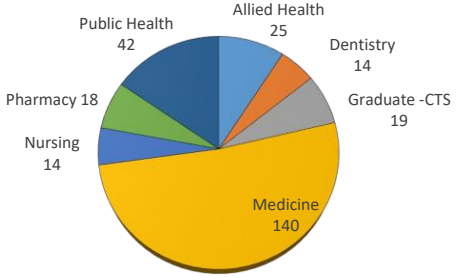

IPEDS (Integrated Postsecondary Education Data System) is the core postsecondary education data collection program for the National Center for Education Statistics, a part of the Institute for Education Sciences within the United States Department of Education.

Prepared by the Office of Institutional Research using census data collected on February 1, 2021