

# COLLEGE OF PHARMACY - ENROLLMENT SUMMARY BY DEGREE

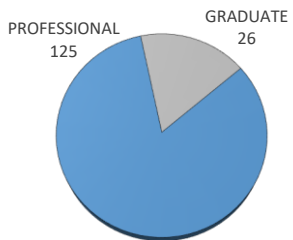
Spring 2021

Credit Enrollment and Full-Time Equivalent (FTE) Enrollment

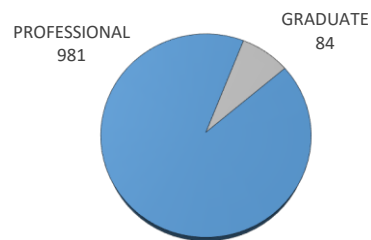
University of Oklahoma Health Sciences Center

	ENROLLMENT			ENROLLMENT - TULSA			STUDENT CREDIT HOURS		FULL-TIME EQUIV	
	Male	Female	TOTAL	Male	Female	TOTAL	TOTAL	TULSA	TOTAL	TULSA
<b>PROFESSIONAL</b>	<b>81</b>	<b>146</b>	<b>227</b>	<b>0</b>	<b>0</b>	<b>0</b>	<b>3794</b>	<b>0</b>	<b>316.05</b>	<b>0</b>
1st Year Professional	18	38	56	0	0	0	1017	0	84.68	0
2nd Year Professional	19	43	62	0	0	0	1080	0	90.12	0
3rd Year Professional	26	31	57	0	0	0	997	0	82.94	0
4th Year Professional	18	34	52	0	0	0	700	0	58.31	0
Non-Degree Professional	0	0	0	0	0	0	0	0	0	0
<b>GRADUATE</b>	<b>9</b>	<b>9</b>	<b>18</b>	<b>0</b>	<b>0</b>	<b>0</b>	<b>120</b>	<b>0</b>	<b>10</b>	<b>0</b>
Graduate Students	9	9	18	0	0	0	120	0	10	0
Graduate - Unclassified	0	0	0	0	0	0	0	0	0	0
<b>TOTAL - COLLEGE OF PHARMACY</b>	<b>90</b>	<b>155</b>	<b>245</b>	<b>0</b>	<b>0</b>	<b>0</b>	<b>3914</b>	<b>0</b>	<b>326.05</b>	<b>0</b>

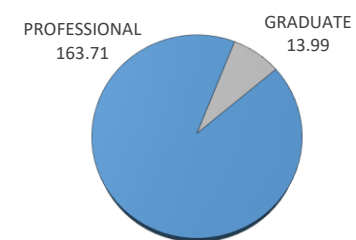
HEADCOUNT ENROLLMENT BY CLASSIFICATION



CREDIT HOURS ENROLLMENT BY CLASSIFICATION



FULL-TIME-EQUIVALENT ENROLLMENT BY CLASSIFICATION



F  
t