

COLLEGE OF NURSING - ENROLLMENT SUMMARY BY DEGREE

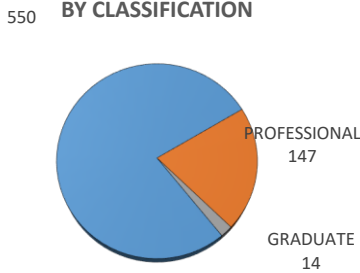
Spring 2021

Credit Enrollment and Full-Time Equivalent (FTE) Enrollment

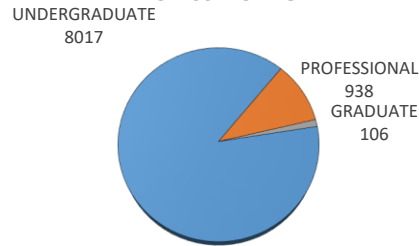
University of Oklahoma Health Sciences Center

CLASSIFICATION	ENROLLMENT			ENROLLMENT - TULSA			STUDENT CREDIT HOURS		FULL-TIME EQUIV	
	Male	Female	TOTAL	Male	Female	TOTAL	TOTAL	TULSA	TOTAL	TULSA
UNDERGRADUATE	67	483	550	20	110	130	8017	1888	534.88	126.01
Third-Year Students	48	280	328	14	73	87	4795	1271	319.98	84.86
Fourth-Year Students	19	203	222	6	37	43	3222	617	214.9	41.15
PROFESSIONAL	14	132	147	1	30	31	938	209	78.2	17.42
Professional	14	132	147	1	30	31	938	209	78.2	17.42
Professional - Special	0	0	0	0	0	0	0	0	0	0
GRADUATE	0	14	14	0	0	0	106	0	8.84	0
Graduate Students	0	14	14	0	0	0	106	0	8.84	0
Graduate - Unclassified	0	0	0	0	0	0	0	0	0	0
TOTAL - COLLEGE OF NURSING	81	629	711	21	140	161	9061	2097	621.92	143.43

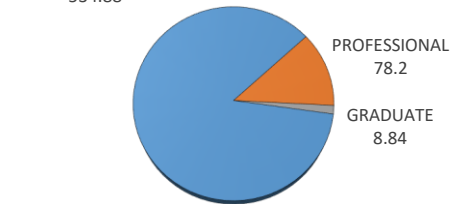
HEADCOUNT ENROLLMENT BY CLASSIFICATION



CREDIT HOURS ENROLLMENT BY CLASSIFICATION



FULL-TIME-EQUIVALENT ENROLLMENT BY CLASSIFICATION



* Full-Time Equivalent enrollment for Fall and Spring semesters is calculated by dividing Graduate and Professional enrollment credit hours by 12, the Undergraduate enrollment credit hours by 15. Full-Time Equivalent enrollment for Summer semesters is calculated by dividing enrollment credit hours for all levels by 6.