

COLLEGE OF DENTISTRY - ENROLLMENT SUMMARY BY DEGREE

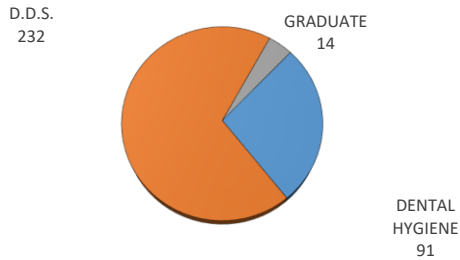
Spring 2021

Credit Enrollment and Full-Time Equivalent (FTE) Enrollment

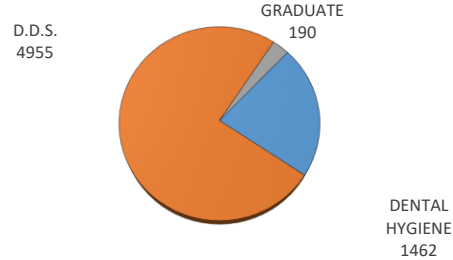
University of Oklahoma Health Sciences Center

CLASSIFICATION	ENROLLMENT			ENROLLMENT - TULSA			STUDENT CREDIT HOURS		FULL-TIME EQUIV	
	Male	Female	TOTAL	Male	Female	TOTAL	TOTAL	TULSA	TOTAL	TULSA
DENTAL HYGIENE	1	90	91	0	0	0	1462	0	97.32	0
Junior	0	47	47	0	0	0	846	0	56.4	0
Senior	1	43	44	0	0	0	616	0	40.92	0
D.D.S.	134	98	232	0	0	0	4955	0	413.05	0
1st Year Students	33	18	51	0	0	0	1021	0	85.25	0
2nd Year Students	30	23	53	0	0	0	1378	0	115.01	0
3rd Year Students	39	26	65	0	0	0	1359	0	113.25	0
4th Year Students	32	31	63	0	0	0	1197	0	99.54	0
Special Students	0	0	0	0	0	0	0	0	0	0
GRADUATE	8	6	14	0	0	0	190	0	15.82	0
Graduate Students	8	6	14	0	0	0	190	0	15.82	0
TOTAL - COLLEGE OF DENTISTRY	143	194	337	0	0	0	6607	0	526.19	0

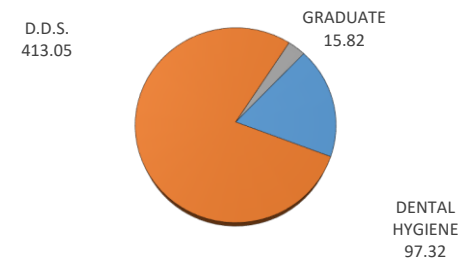
HEADCOUNT ENROLLMENT BY CLASSIFICATION



CREDIT HOURS ENROLLMENT BY CLASSIFICATION



FULL-TIME-EQUIVALENT ENROLLMENT BY CLASSIFICATION



* Full-Time Equivalent enrollment for Fall and Spring semesters is calculated by dividing Graduate and Professional enrollment credit hours by 12, the Undergraduate enrollment credit hours by 15. Full-Time Equivalent enrollment for Summer semesters is calculated by dividing enrollment credit hours for all levels by 6.