

# ALLIED HEALTH - ENROLLMENT SUMMARY BY DEGREE

Spring 2021

Credit Enrollment and Full-Time Equivalent (FTE) Enrollment

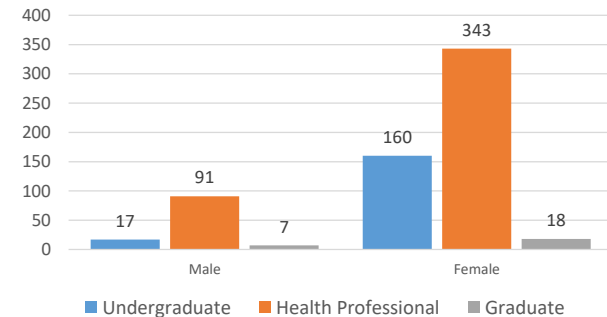
University of Oklahoma Health Sciences Center

Division of Study	Junior/1st Year			Senior/2nd Year			Graduate/Professional			TOTAL			TULSA		
	TOT	Male	Female	TOT	Male	Female	TOT	Male	Female	Male	Female	TOT	TOT	Male	Female
<b>UNDERGRADUATE</b>	<b>88</b>	<b>9</b>	<b>79</b>	<b>90</b>	<b>8</b>	<b>81</b>	<b>0</b>	<b>0</b>	<b>0</b>	<b>17</b>	<b>160</b>	<b>178</b>	<b>12</b>	<b>0</b>	<b>12</b>
Clinical Dietetics/Nutritional Sciences	12	1	11	0	0	0	0	0	0	1	11	12	0	0	0
Communication Sciences & Disorders	31	2	29	33	0	32	0	0	0	2	61	64	0	0	0
Medical Imaging & Radiation Sciences	45	6	39	57	8	49	0	0	0	14	88	102	12	0	12
Nuclear Medicine	6	2	4	8	2	6	0	0	0	4	10	14	0	0	0
Radiation Sciences	5	1	4	11	2	9	0	0	0	3	13	16	0	0	0
Radiation Therapy	10	1	9	8	1	7	0	0	0	2	16	18	0	0	0
Radiography	7	1	6	8	2	6	0	0	0	3	12	15	0	0	0
Sonography	17	1	16	22	1	21	0	0	0	2	37	39	12	0	12
Special Student	0	0	0	0	0	0	0	0	0	0	0	0	0	0	0
<b>HEALTH PROFESSIONAL</b>	<b>0</b>	<b>0</b>	<b>0</b>	<b>0</b>	<b>0</b>	<b>0</b>	<b>434</b>	<b>91</b>	<b>343</b>	<b>91</b>	<b>343</b>	<b>434</b>	<b>102</b>	<b>28</b>	<b>74</b>
Audiology - AuD	0	0	0	0	0	0	27	4	23	4	23	27	0	0	0
Coordinated MA in Dietetics	0	0	0	0	0	0	40	3	37	3	37	40	0	0	0
Occupational Therapy - MOT	0	0	0	0	0	0	96	11	85	11	85	96	36	3	33
Physical Therapy - DPT	0	0	0	0	0	0	190	69	121	69	121	190	66	25	41
Rehab Sciences - DSC Internet	0	0	0	0	0	0	10	0	10	0	10	10	0	0	0
Master of Arts in Nutr Sci Int	0	0	0	0	0	0	10	0	10	0	10	10	0	0	0
Speech Language Pathology - MA	0	0	0	0	0	0	51	4	47	4	47	51	0	0	0
Dietetic Internships	0	0	0	0	0	0	10	0	10	0	10	10	0	0	0
Special Student	0	0	0	0	0	0	0	0	0	0	0	0	0	0	0
<b>GRADUATE</b>	<b>0</b>	<b>0</b>	<b>0</b>	<b>0</b>	<b>0</b>	<b>0</b>	<b>25</b>	<b>7</b>	<b>18</b>	<b>7</b>	<b>18</b>	<b>25</b>	<b>0</b>	<b>0</b>	<b>0</b>
Allied Health Sciences (PhD)	0	0	0	0	0	0	14	4	10	4	10	14	0	0	0
Comm Sci & Disorders - Audiology (PhD)	0	0	0	0	0	0	0	0	0	0	0	0	0	0	0
CSD - Speech-Lang Pathology (PhD)	0	0	0	0	0	0	0	0	0	0	0	0	0	0	0
Nutritional Science (MS)	0	0	0	0	0	0	11	3	8	3	8	11	0	0	0
Special Student	0	0	0	0	0	0	0	0	0	0	0	0	0	0	0
<b>TOTAL - ALLIED HEALTH</b>	<b>88</b>	<b>9</b>	<b>79</b>	<b>90</b>	<b>8</b>	<b>81</b>	<b>459</b>	<b>98</b>	<b>361</b>	<b>115</b>	<b>521</b>	<b>637</b>	<b>114</b>	<b>28</b>	<b>86</b>

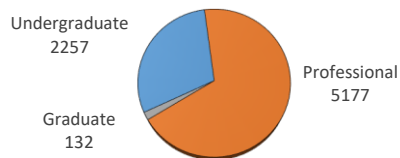
HOURS ENROLLED		Undergraduate	Professional	Graduate	TOTAL
Credit Hours		2257	5177	132	7566
Full-Time Equivalent*		150.46	431.19	10.99	592.64

HOURS ENROLLED - TULSA		Undergraduate	Professional	Graduate	TOTAL
Credit Hours		186	1291	0	1477
Full-Time Equivalent*		12.42	107.55	0	119.97

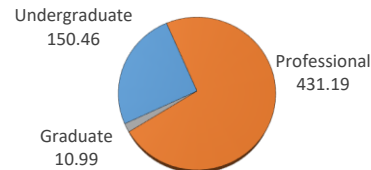
ALLIED HEALTH ENROLLMENT BY GENDER



ALLIED HEALTH CREDIT HOURS



ALLIED HEALTH FTE



\*Full-Time Equivalent enrollment for Fall and Spring semesters is calculated by dividing Graduate and Professional enrollment credit hours by 12, the Undergraduate enrollment credit hours by 15. Full-Time Equivalent enrollment for Summer semesters is calculated by dividing enrollment credit hours for all levels by 6.