

ADMITTED BY LEVEL REPORT

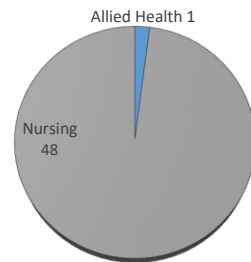
Spring 2021

Male/Female Ethnic (IPEDS) Totals

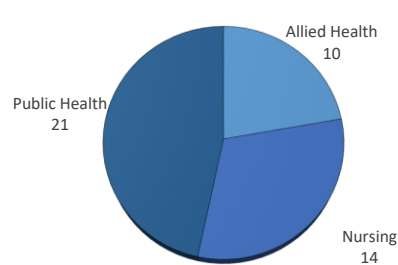
University of Oklahoma Health Sciences Center

LEVEL/COLLEGE	TOT	CAUCASIAN			AFRICAN AMERICAN			HISPANIC			ASIAN			AMERICAN INDIAN			HAWAIIAN/PACIFIC ISLANDER			INTERNATIONAL			MULTI-ETHNIC			UNREPORTED											
		M	F	U	%	M	F	U	%	M	F	U	%	M	F	U	%	M	F	U	%	M	F	U	%	M	F	U	%								
UNDERGRADUATE	49	3	21	0	49%	1	6	0	14%	1	4	0	10%	3	4	0	14%	0	2	0	4%	0	0	0	0%	0	0	0	0%	0	0	0	0%	0	4	0	8%
Allied Health	1	0	1	0	100%	0	0	0	0%	0	0	0	0%	0	0	0	0%	0	0	0	0%	0	0	0	0%	0	0	0	0%	0	0	0	0%	0	0	0	0%
Dentistry	0	0	0	0	-	0	0	0	-	0	0	0	-	0	0	0	-	0	0	0	-	0	0	0	-	0	0	0	-	0	0	0	-	0	0	0	-
Nursing	48	3	20	0	48%	1	6	0	15%	1	4	0	10%	3	4	0	15%	0	2	0	4%	0	0	0	0%	0	0	0	0%	0	0	0	0%	0	4	0	8%
PROFESSIONAL	45	6	22	0	62%	0	2	0	4%	1	2	0	7%	1	2	0	7%	0	2	0	4%	0	0	0	0%	0	1	0	2%	1	0	0	2%	2	3	0	11%
Allied Health	10	1	5	0	60%	0	0	0	0%	0	2	0	20%	0	0	0	0%	0	0	0	0%	0	0	0	0%	0	1	0	10%	0	0	0	0%	0	1	0	10%
Dentistry	0	0	0	0	-	0	0	0	-	0	0	0	-	0	0	0	-	0	0	0	-	0	0	0	-	0	0	0	-	0	0	0	-	0	0	0	-
Medicine -MD	0	0	0	0	-	0	0	0	-	0	0	0	-	0	0	0	-	0	0	0	-	0	0	0	-	0	0	0	-	0	0	0	-	0	0	0	-
Medicine -PA	0	0	0	0	-	0	0	0	-	0	0	0	-	0	0	0	-	0	0	0	-	0	0	0	-	0	0	0	-	0	0	0	-	0	0	0	-
Nursing	14	0	10	0	71%	0	1	0	7%	0	0	0	0%	0	0	0	0%	0	1	0	7%	0	0	0	0%	0	0	0	0%	1	0	0	7%	0	1	0	7%
Pharmacy	0	0	0	0	-	0	0	0	-	0	0	0	-	0	0	0	-	0	0	0	-	0	0	0	-	0	0	0	-	0	0	0	-	0	0	0	-
Public Health	21	5	7	0	57%	0	1	0	5%	1	0	0	5%	1	2	0	14%	0	1	0	5%	0	0	0	0%	0	0	0	0%	0	0	0	0%	2	1	0	14%
GRADUATE COLLEGE	8	2	2	0	50%	0	1	0	13%	0	1	0	13%	0	0	0	0%	0	0	0	0%	0	0	0	0%	1	0	0	13%	0	0	0	0%	0	1	0	13%
Allied Health	4	1	1	0	50%	0	1	0	25%	0	1	0	25%	0	0	0	0%	0	0	0	0%	0	0	0	0%	0	0	0	0%	0	0	0	0%	0	0	0	0%
Dentistry	0	0	0	0	-	0	0	0	-	0	0	0	-	0	0	0	-	0	0	0	-	0	0	0	-	0	0	0	-	0	0	0	-	0	0	0	-
Graduate -CTS	3	1	1	0	67%	0	0	0	0%	0	0	0	0%	0	0	0	0%	0	0	0	0%	0	0	0	0%	1	0	0	33%	0	0	0	0%	0	0	0	0%
Medicine	0	0	0	0	-	0	0	0	-	0	0	0	-	0	0	0	-	0	0	0	-	0	0	0	-	0	0	0	-	0	0	0	-	0	0	0	-
Nursing	0	0	0	0	-	0	0	0	-	0	0	0	-	0	0	0	-	0	0	0	-	0	0	0	-	0	0	0	-	0	0	0	-	0	0	0	-
Pharmacy	0	0	0	0	-	0	0	0	-	0	0	0	-	0	0	0	-	0	0	0	-	0	0	0	-	0	0	0	-	0	0	0	-	0	0	0	-
Public Health	1	0	0	0	0%	0	0	0	0%	0	0	0	0%	0	0	0	0%	0	0	0	0%	0	0	0	0%	0	0	0	0%	0	0	0	0%	0	1	0	100%
TOTAL OUHSC	109	15	47	0	57%	1	9	0	9%	2	7	0	8%	4	7	0	10%	0	4	0	4%	0	0	0	0%	1	2	0	3%	1	0	0	1%	2	9	0	10%
Allied Health	15	4	7	0	73%	0	1	0	7%	0	3	0	20%	0	0	0	0%	0	0	0	0%	0	0	0	0%	0	1	0	7%	0	0	0	0%	0	1	0	7%
Dentistry	0	0	0	0	-	0	0	0	-	0	0	0	-	0	0	0	-	0	0	0	-	0	0	0	-	0	0	0	-	0	0	0	-	0	0	0	-
Graduate -CTS	3	1	1	0	67%	0	0	0	0%	0	0	0	0%	0	0	0	0%	0	0	0	0%	0	0	0	0%	1	0	0	33%	0	0	0	0%	0	0	0	0%
Medicine	0	0	0	0	-	0	0	0	-	0	0	0	-	0	0	0	-	0	0	0	-	0	0	0	-	0	0	0	-	0	0	0	-	0	0	0	-
Nursing	62	3	30	0	53%	1	7	0	13%	1	4	0	8%	3	4	0	11%	0	3	0	5%	0	0	0	0%	0	0	0	0%	1	0	0	2%	0	5	0	8%
Pharmacy	0	0	0	0	-	0	0	0	-	0	0	0	-	0	0	0	-	0	0	0	-	0	0	0	-	0	0	0	-	0	0	0	-	0	0	0	-
Public Health	22	5	7	0	55%	0	1	0	5%	1	0	0	5%	1	2	0	14%	0	1	0	5%	0	0	0	0%	0	0	0	0%	0	0	0	0%	2	2	0	18%
Norman Inter-Campus	0	0	0	0	-	0	0	0	-	0	0	0	-	0	0	0	-	0	0	0	-	0	0	0	-	0	0	0	-	0	0	0	-	0	0	0	-
Non-Degree	7	2	2	0	57%	0	0	0	0%	0	0	0	0%	0	1	0	14%	0	0	0	0%	0	0	0	0%	0	1	0	14%	0	0	0	0%	0	1	0	14%

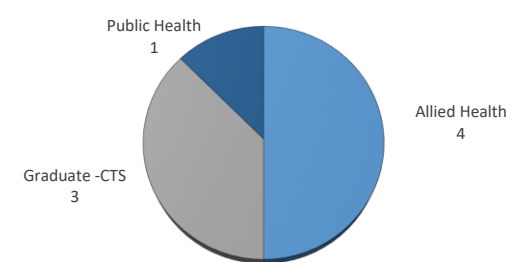
UNDERGRADUATE ADMITS



PROFESSIONAL ADMITS



GRADUATE COLLEGE ADMITS



IPEDS (Integrated Postsecondary Education Data System) is the core postsecondary education data collection program for the National Center for Education Statistics, a part of the Institute for Education Sciences within the United States Department of Education.

Prepared by the Office of Institutional Research using census data collected on February 1, 2021