

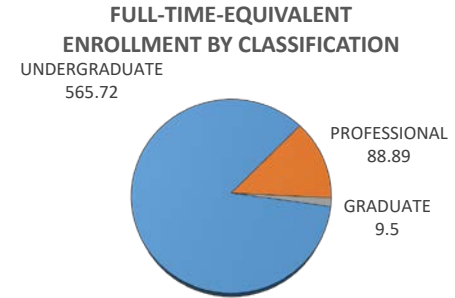
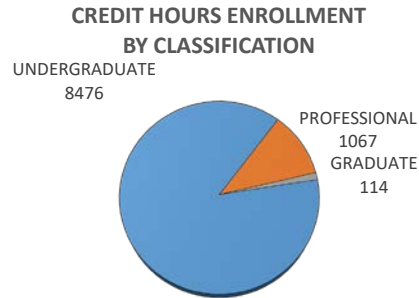
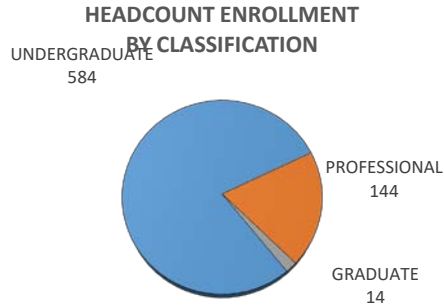
COLLEGE OF NURSING - ENROLLMENT SUMMARY BY DEGREE

Fall 2021

Credit Enrollment and Full-Time Equivalent (FTE) Enrollment

University of Oklahoma Health Sciences Center

CLASSIFICATION	ENROLLMENT			ENROLLMENT - TULSA			STUDENT CREDIT HOURS		FULL-TIME EQUIV	
	Male	Female	TOTAL	Male	Female	TOTAL	TOTAL	TULSA	TOTAL	TULSA
UNDERGRADUATE	79	505	584	26	122	148	8476	2147	565.72	143.36
Third-Year Students	46	311	357	20	81	101	5372	1531	358.43	102.2
Fourth-Year Students	33	194	227	6	41	47	3104	616	207.29	41.16
PROFESSIONAL	13	131	144	2	32	34	1067	292	88.89	24.31
Professional	13	131	144	2	32	34	1067	292	88.89	24.31
Professional - Special	0	0	0	0	0	0	0	0	0	0
GRADUATE	0	14	14	0	0	0	114	0	9.5	0
Graduate Students	0	14	14	0	0	0	114	0	9.5	0
Graduate - Unclassified	0	0	0	0	0	0	0	0	0	0
TOTAL - COLLEGE OF NURSING	92	650	742	28	154	182	9657	2439	664.11	167.67



* Full-Time Equivalent enrollment for Fall and Spring semesters is calculated by dividing Graduate and Professional enrollment credit hours by 12, the Undergraduate enrollment credit hours by 15. Full-Time Equivalent enrollment for Summer semesters is calculated by dividing enrollment credit hours for all levels by 6.