

COLLEGE OF DENTISTRY - ENROLLMENT SUMMARY BY DEGREE

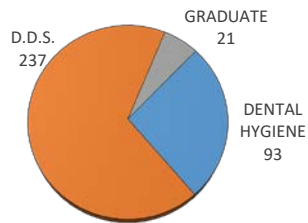
Fall 2021

Credit Enrollment and Full-Time Equivalent (FTE) Enrollment

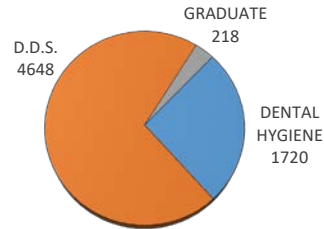
University of Oklahoma Health Sciences Center

CLASSIFICATION	ENROLLMENT			ENROLLMENT - TULSA			STUDENT CREDIT HOURS		FULL-TIME EQUIV	
	Male	Female	TOTAL	Male	Female	TOTAL	TOTAL	TULSA	TOTAL	TULSA
DENTAL HYGIENE	1	92	93	0	0	0	1720	0	114.82	0
Junior	1	45	46	0	0	0	874	0	58.42	0
Senior	0	47	47	0	0	0	846	0	56.4	0
D.D.S.	130	107	237	0	0	0	4648	0	386.96	0
1st Year Students	26	28	54	0	0	0	1352	0	112.5	0
2nd Year Students	33	18	51	0	0	0	1071	0	89.25	0
3rd Year Students	33	34	67	0	0	0	804	0	67	0
4th Year Students	38	27	65	0	0	0	1421	0	118.21	0
Special Students	0	0	0	0	0	0	0	0	0	0
GRADUATE	11	10	21	0	0	0	218	0	18.17	0
Graduate Students	11	10	21	0	0	0	218	0	18.17	0
TOTAL - COLLEGE OF DENTISTRY	142	209	351	0	0	0	6586	0	519.95	0

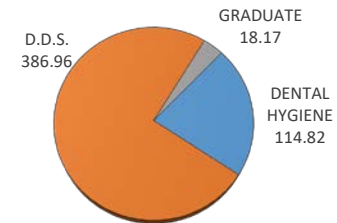
HEADCOUNT ENROLLMENT BY CLASSIFICATION



CREDIT HOURS ENROLLMENT BY CLASSIFICATION



FULL-TIME-EQUIVALENT ENROLLMENT BY CLASSIFICATION



* Full-Time Equivalent enrollment for Fall and Spring semesters is calculated by dividing Graduate and Professional enrollment credit hours by 12, the Undergraduate enrollment credit hours by 15. Full-Time Equivalent enrollment for Summer semesters is calculated by dividing enrollment credit hours for all levels by 6.