

ENROLLMENT BY LOCATION REPORT

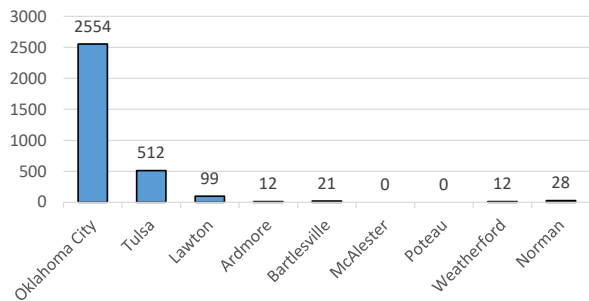
Fall 2021

Sex, Residency, Age & Full/Part Time Totals

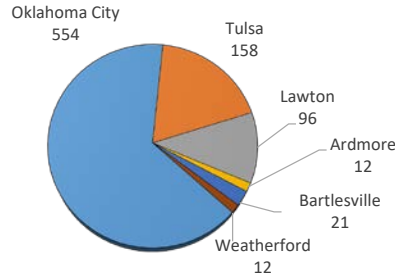
University of Oklahoma Health Sciences Center

LEVEL/COLLEGE	TOTAL			OKLAHOMA CITY		TULSA		LAWTON		ARDMORE		BARTLESVILLE		McALESTER		POTEAU		WEATHERFORD		NORMAN	
	TOT	Male	Female	Male	Female	Male	Female	Male	Female	Male	Female	Male	Female	Male	Female	Male	Female	Male	Female	Male	Female
UNDERGRADUATE	853	100	753	58	496	26	132	15	81	1	11	0	21	0	0	0	0	12	0	0	
Allied Health	176	20	156	20	146	0	10	0	0	0	0	0	0	0	0	0	0	0	0	0	
Dentistry	93	1	92	0	48	0	0	0	0	1	11	0	21	0	0	0	0	0	12	0	0
Nursing	584	79	505	38	302	26	122	15	81	0	0	0	0	0	0	0	0	0	0	0	
HEALTH PROFESSIONAL	2060	756	1304	648	1055	108	246	0	3	0	0	0	0	0	0	0	0	0	0	0	
Allied Health	462	87	375	58	287	29	88	0	0	0	0	0	0	0	0	0	0	0	0	0	
Dentistry	237	130	107	130	107	0	0	0	0	0	0	0	0	0	0	0	0	0	0	0	
Medicine -MD	658	366	292	312	230	54	62	0	0	0	0	0	0	0	0	0	0	0	0	0	
Medicine -PA	218	45	173	27	119	18	54	0	0	0	0	0	0	0	0	0	0	0	0	0	
Nursing	144	13	131	11	96	2	32	0	3	0	0	0	0	0	0	0	0	0	0	0	
Pharmacy	238	86	152	86	152	0	0	0	0	0	0	0	0	0	0	0	0	0	0	0	
Public Health	103	29	74	24	64	5	10	0	0	0	0	0	0	0	0	0	0	0	0	0	
GRADUATE COLLEGE (MS, PhD)	288	117	171	117	171	0	0	0	0	0	0	0	0	0	0	0	0	0	0	0	
Allied Health	19	6	13	6	13	0	0	0	0	0	0	0	0	0	0	0	0	0	0	0	
Dentistry	21	11	10	11	10	0	0	0	0	0	0	0	0	0	0	0	0	0	0	0	
Graduate -CTS	20	7	13	7	13	0	0	0	0	0	0	0	0	0	0	0	0	0	0	0	
Medicine	149	63	86	63	86	0	0	0	0	0	0	0	0	0	0	0	0	0	0	0	
Nursing	14	0	14	0	14	0	0	0	0	0	0	0	0	0	0	0	0	0	0	0	
Pharmacy	19	9	10	9	10	0	0	0	0	0	0	0	0	0	0	0	0	0	0	0	
Public Health	46	21	25	21	25	0	0	0	0	0	0	0	0	0	0	0	0	0	0	0	
TOTAL OUHSC	3238	988	2250	826	1728	134	378	15	84	1	11	0	21	0	0	0	0	12	12	16	
Allied Health	657	113	544	84	446	29	98	0	0	0	0	0	0	0	0	0	0	0	0	0	
Dentistry	351	142	209	141	165	0	0	0	0	1	11	0	21	0	0	0	0	0	12	0	0
Graduate -CTS	20	7	13	7	13	0	0	0	0	0	0	0	0	0	0	0	0	0	0	0	
Medicine	1025	474	551	402	435	72	116	0	0	0	0	0	0	0	0	0	0	0	0	0	
Nursing	742	92	650	49	412	28	154	15	84	0	0	0	0	0	0	0	0	0	0	0	
Pharmacy	257	95	162	95	162	0	0	0	0	0	0	0	0	0	0	0	0	0	0	0	
Public Health	149	50	99	45	89	5	10	0	0	0	0	0	0	0	0	0	0	0	0	0	
Norman Inter-Campus	28	12	16	0	0	0	0	0	0	0	0	0	0	0	0	0	0	0	12	16	
Non-Degree	9	3	6	3	6	0	0	0	0	0	0	0	0	0	0	0	0	0	0	0	

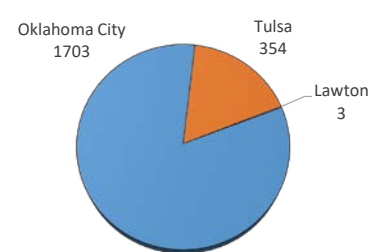
ENROLLMENT BY LOCATION



UNDERGRADUATE BY LOCATION



PROFESSIONAL BY LOCATION



GRADUATE COLLEGE BY LOCATION

