

ADMITTED BY LEVEL REPORT

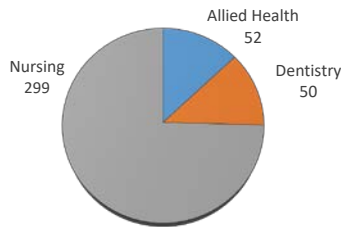
Fall 2021

Male/Female Ethnic (IPEDS) Totals

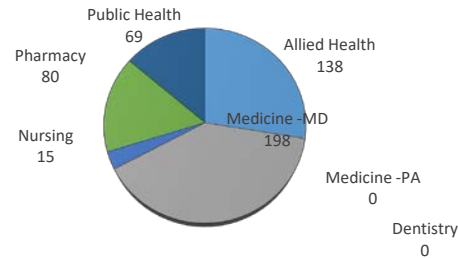
University of Oklahoma Health Sciences Center

LEVEL/COLLEGE	TOT	CAUCASIAN				AFRICAN AMERICAN				HISPANIC				ASIAN				AMERICAN INDIAN				HAWAIIAN/PACIFIC ISLANDER				INTERNATIONAL				MULTI-ETHNIC				UNREPORTED			
		M	F	U	%	M	F	U	%	M	F	U	%	M	F	U	%	M	F	U	%	M	F	U	%	M	F	U	%	M	F	U	%	M	F	U	%
UNDERGRADUATE	401	16	225	0	60%	5	17	0	5%	3	40	0	11%	2	26	0	7%	2	10	0	3%	0	2	0	0%	1	4	0	1%	2	4	0	1%	6	36	0	10%
Allied Health	52	1	37	0	73%	0	1	0	2%	0	4	0	8%	0	1	0	2%	0	3	0	6%	0	0	0	0%	0	0	0	0%	0	0	0	0%	0	5	0	10%
Dentistry	50	0	34	0	68%	0	1	0	2%	1	2	0	6%	0	3	0	6%	0	2	0	4%	0	0	0	0%	0	3	0	6%	0	4	0	8%				
Nursing	299	15	154	0	57%	5	15	0	7%	2	34	0	12%	2	22	0	8%	2	5	0	2%	0	2	0	1%	1	1	0	1%	2	4	0	2%	6	27	0	11%
PROFESSIONAL	500	88	200	0	58%	8	23	0	6%	5	22	0	5%	36	46	0	16%	5	7	0	2%	1	0	0	0%	1	7	0	2%	1	7	0	2%	16	27	0	9%
Allied Health	138	6	93	0	72%	1	6	0	5%	0	10	0	7%	2	3	0	4%	0	3	0	2%	0	0	0	0%	0	2	0	1%	0	2	0	1%	0	10	0	7%
Dentistry	0	0	0	0	-	0	0	0	-	0	0	0	-	0	0	0	-	0	0	0	-	0	0	0	-	0	0	0	-	0	0	0	-	0	0	0	-
Medicine -MD	198	61	54	0	58%	4	8	0	6%	2	1	0	2%	24	24	0	24%	4	0	0	2%	1	0	0	1%	0	0	0	0%	1	2	0	2%	7	5	0	6%
Medicine -PA	0	0	0	0	-	0	0	0	-	0	0	0	-	0	0	0	-	0	0	0	-	0	0	0	-	0	0	0	-	0	0	0	-	0	0	0	-
Nursing	15	0	8	0	53%	0	0	0	0%	0	1	0	7%	0	2	0	13%	0	2	0	13%	0	0	0	0%	0	0	0	0%	0	1	0	7%	0	1	0	7%
Pharmacy	80	14	24	0	48%	2	4	0	8%	1	3	0	5%	8	8	0	20%	0	1	0	1%	0	0	0	0%	0	0	0	0%	0	0	0	0%	6	9	0	19%
Public Health	69	7	21	0	41%	1	5	0	9%	2	7	0	13%	2	9	0	16%	1	1	0	3%	0	0	0	0%	1	5	0	9%	0	2	0	3%	3	2	0	7%
GRADUATE COLLEGE	69	7	16	0	33%	1	3	0	6%	1	3	0	6%	2	3	0	7%	0	0	0	0%	0	0	0	0%	7	16	0	33%	0	0	0	0%	4	6	0	14%
Allied Health	5	0	2	0	40%	0	0	0	0%	1	1	0	40%	0	0	0	0%	0	0	0	0%	0	0	0	0%	1	0	0	20%	0	0	0	0%	0	0	0	0%
Dentistry	0	0	0	0	-	0	0	0	-	0	0	0	-	0	0	0	-	0	0	0	-	0	0	0	-	0	0	0	-	0	0	0	-	0	0	0	-
Graduate -CTS	3	0	0	0	0%	0	1	0	33%	0	0	0	0%	0	1	0	33%	0	0	0	0%	0	0	0	0%	0	0	0	0%	0	0	0	0%	0	1	0	33%
Medicine	38	5	10	0	39%	0	1	0	3%	0	1	0	3%	1	2	0	8%	0	0	0	0%	0	0	0	0%	4	10	0	37%	0	0	0	0%	0	4	0	11%
Nursing	2	0	1	0	50%	0	1	0	50%	0	0	0	0%	0	0	0	0%	0	0	0	0%	0	0	0	0%	0	0	0	0%	0	0	0	0%	0	0	0	0%
Pharmacy	1	0	1	0	100%	0	0	0	0%	0	0	0	0%	0	0	0	0%	0	0	0	0%	0	0	0	0%	0	0	0	0%	0	0	0	0%	0	0	0	0%
Public Health	20	2	2	0	20%	1	0	0	5%	0	1	0	5%	1	0	0	5%	0	0	0	0%	0	0	0	0%	2	6	0	40%	0	0	0	0%	4	1	0	25%
TOTAL OUHSC	977	111	444	0	57%	15	44	0	6%	9	65	0	8%	40	75	0	12%	7	17	0	2%	1	2	0	0%	11	28	0	4%	3	11	0	1%	26	69	0	10%
Allied Health	195	7	132	0	71%	1	7	0	4%	1	15	0	8%	2	4	0	3%	0	6	0	3%	0	0	0	0%	1	2	0	2%	0	2	0	1%	0	15	0	8%
Dentistry	50	0	34	0	68%	0	1	0	2%	1	2	0	6%	0	3	0	6%	0	2	0	4%	0	0	0	0%	0	3	0	6%	0	4	0	8%				
Graduate -CTS	3	0	0	0	0%	0	2	0	67%	0	0	0	0%	0	1	0	33%	0	0	0	0%	0	0	0	0%	0	0	0	0%	0	1	0	33%				
Medicine	236	66	64	0	55%	4	9	0	6%	2	2	0	2%	25	26	0	22%	4	0	0	2%	1	0	0	0%	4	10	0	6%	1	2	0	1%	7	9	0	7%
Nursing	316	15	163	0	56%	5	16	0	7%	2	35	0	12%	2	24	0	8%	2	7	0	3%	0	2	0	1%	1	1	0	1%	2	5	0	2%	6	28	0	11%
Pharmacy	81	14	25	0	48%	2	4	0	7%	1	3	0	5%	8	8	0	20%	0	1	0	1%	0	0	0	0%	0	0	0	0%	0	0	0	0%	6	9	0	19%
Public Health	89	9	23	0	36%	2	5	0	8%	2	8	0	11%	3	9	0	13%	1	1	0	2%	0	0	0	0%	3	11	0	16%	0	2	0	2%	7	3	0	11%
Norman Inter-Campus Non-Degree	7	0	0	0	-	0	0	0	-	0	0	0	-	0	0	0	-	0	0	0	-	0	0	0	-	0	0	0	-	0	0	0	-	0	0	0	-

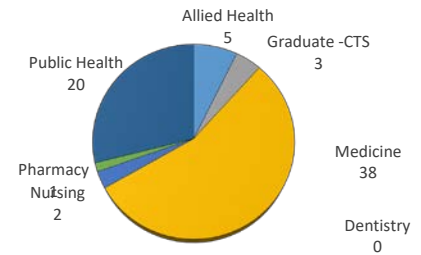
UNDERGRADUATE ADMITS



PROFESSIONAL ADMITS



GRADUATE COLLEGE ADMITS



IPEDS (Integrated Postsecondary Education Data System) is the core postsecondary education data collection program for the National Center for Education Statistics, a part of the Institute for Education Sciences within the United States Department of Education.

Prepared by the Office of Institutional Research using census data collected on September 3, 2021