

COLLEGE OF PHARMACY - ENROLLMENT SUMMARY BY DEGREE

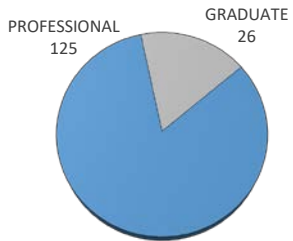
Summer 2020

Credit Enrollment and Full-Time Equivalent (FTE) Enrollment

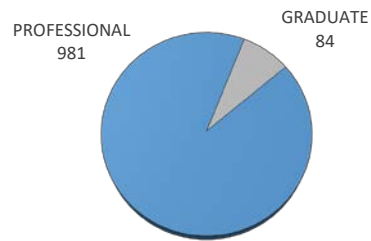
University of Oklahoma Health Sciences Center

	ENROLLMENT			ENROLLMENT - TULSA			STUDENT CREDIT HOURS		FULL-TIME EQUIV	
	Male	Female	TOTAL	Male	Female	TOTAL	TOTAL	TULSA	TOTAL	TULSA
PROFESSIONAL	17	35	52	0	0	0	606	0	100.95	0
1st Year Professional	0	0	0	0	0	0	0	0	0	0
2nd Year Professional	0	0	0	0	0	0	0	0	0	0
3rd Year Professional	0	1	1	0	0	0	0	0	0	0
4th Year Professional	17	34	51	0	0	0	606	0	100.95	0
Non-Degree Professional	0	0	0	0	0	0	0	0	0	0
GRADUATE	9	8	17	0	0	0	51	0	8.5	0
Graduate Students	9	8	17	0	0	0	51	0	8.5	0
Graduate - Unclassified	0	0	0	0	0	0	0	0	0	0
TOTAL - COLLEGE OF PHARMACY	26	43	69	0	0	0	657	0	109.45	0

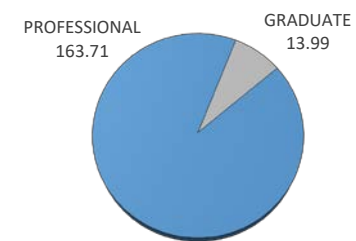
HEADCOUNT ENROLLMENT BY CLASSIFICATION



CREDIT HOURS ENROLLMENT BY CLASSIFICATION



FULL-TIME-EQUIVALENT ENROLLMENT BY CLASSIFICATION



* Full-Time Equivalent enrollment for Fall and Spring semesters is calculated by dividing Graduate and Professional enrollment credit hours by 12, the Undergraduate enrollment credit hours by 15. Full-Time Equivalent enrollment for Summer semesters is calculated by dividing enrollment credit hours for all levels by 6.