

COLLEGE OF NURSING - ENROLLMENT SUMMARY BY DEGREE

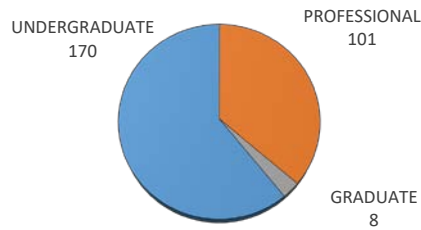
Summer 2020

Credit Enrollment and Full-Time Equivalent (FTE) Enrollment

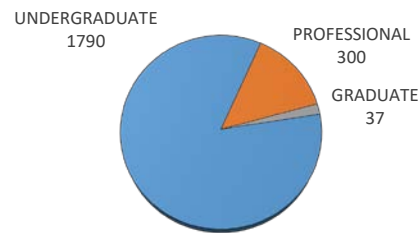
University of Oklahoma Health Sciences Center

CLASSIFICATION	ENROLLMENT			ENROLLMENT - TULSA			STUDENT CREDIT HOURS		FULL-TIME EQUIV	
	Male	Female	TOTAL	Male	Female	TOTAL	TOTAL	TULSA	TOTAL	TULSA
UNDERGRADUATE	25	145	170	8	61	69	1790	728	298.37	121.31
Third-Year Students	13	64	77	6	32	38	847	418	140.91	69.54
Fourth-Year Students	12	81	93	2	29	31	943	310	157.46	51.77
PROFESSIONAL	11	90	101	1	29	30	300	90	49.99	15
Professional	11	90	101	1	29	30	300	90	49.99	15
Professional - Special	0	0	0	0	0	0	0	0	0	0
GRADUATE	0	8	8	0	0	0	37	0	6.17	0
Graduate Students	0	8	8	0	0	0	37	0	6.17	0
Graduate - Unclassified	0	0	0	0	0	0	0	0	0	0
TOTAL - COLLEGE OF NURSING	36	243	279	9	90	99	2127	818	354.53	136.31

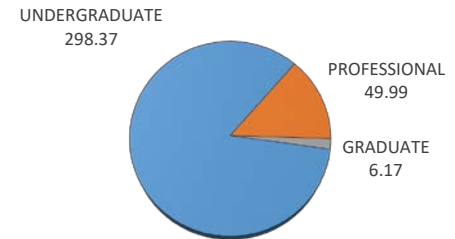
HEADCOUNT ENROLLMENT BY CLASSIFICATION



CREDIT HOURS ENROLLMENT BY CLASSIFICATION



FULL-TIME-EQUIVALENT ENROLLMENT BY CLASSIFICATION



* Full-Time Equivalent enrollment for Fall and Spring semesters is calculated by dividing Graduate and Professional enrollment credit hours by 12, the Undergraduate enrollment credit hours by 15. Full-Time Equivalent enrollment for Summer semesters is calculated by dividing enrollment credit hours for all levels by 6.