

ENROLLMENT BY LOCATION REPORT

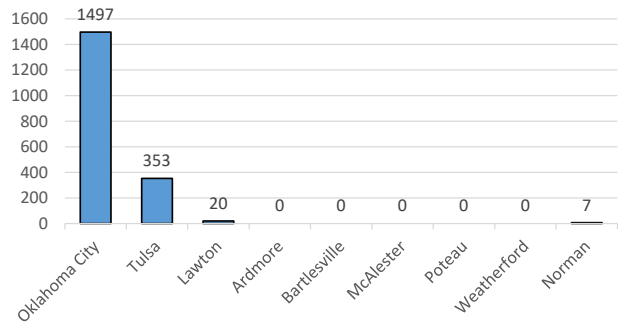
Summer 2020

Gender, Residency, Age & Full/Part Time Totals

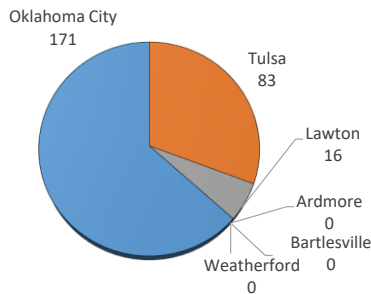
University of Oklahoma Health Sciences Center

LEVEL/COLLEGE	TOTAL		OKLAHOMA CITY		TULSA		LAWTON		ARDMORE		BARTLESVILLE		MCALESTER		POTEAU		WEATHERFORD		NORMAN		
	TOT	Male	Female	Male	Female	Male	Female	Male	Female	Male	Female	Male	Female	Male	Female	Male	Female	Male	Female	Male	Female
UNDERGRADUATE	270	40	230	29	142	8	75	3	13	0	0	0	0	0	0	0	0	0	0	0	0
Allied Health	100	15	85	15	71	0	14	0	0	0	0	0	0	0	0	0	0	0	0	0	0
Dentistry	0	0	0	0	0	0	0	0	0	0	0	0	0	0	0	0	0	0	0	0	0
Nursing	170	25	145	14	71	8	61	3	13	0	0	0	0	0	0	0	0	0	0	0	0
HEALTH PROFESSIONAL	1363	496	867	422	668	74	195	0	4	0	0	0	0	0	0	0	0	0	0	0	0
Allied Health	390	90	300	62	223	28	77	0	0	0	0	0	0	0	0	0	0	0	0	0	0
Dentistry	237	135	102	135	102	0	0	0	0	0	0	0	0	0	0	0	0	0	0	0	0
Medicine -MD	324	177	147	148	120	29	27	0	0	0	0	0	0	0	0	0	0	0	0	0	0
Medicine -PA	220	51	169	35	114	16	55	0	0	0	0	0	0	0	0	0	0	0	0	0	0
Nursing	101	11	90	10	57	1	29	0	4	0	0	0	0	0	0	0	0	0	0	0	0
Pharmacy	52	17	35	17	35	0	0	0	0	0	0	0	0	0	0	0	0	0	0	0	0
Public Health	39	15	24	15	17	0	7	0	0	0	0	0	0	0	0	0	0	0	0	0	0
GRADUATE COLLEGE (MS, PhD)	237	104	133	104	132	0	1	0	0	0	0	0	0	0	0	0	0	0	0	0	0
Allied Health	19	5	14	5	13	0	1	0	0	0	0	0	0	0	0	0	0	0	0	0	0
Dentistry	15	12	3	12	3	0	0	0	0	0	0	0	0	0	0	0	0	0	0	0	0
Graduate -CTS	15	3	12	3	12	0	0	0	0	0	0	0	0	0	0	0	0	0	0	0	0
Medicine	127	59	68	59	68	0	0	0	0	0	0	0	0	0	0	0	0	0	0	0	0
Nursing	8	0	8	0	8	0	0	0	0	0	0	0	0	0	0	0	0	0	0	0	0
Pharmacy	17	9	8	9	8	0	0	0	0	0	0	0	0	0	0	0	0	0	0	0	0
Public Health	36	16	20	16	20	0	0	0	0	0	0	0	0	0	0	0	0	0	0	0	0
TOTAL OUHSC	1877	643	1234	555	942	82	271	3	17	0	0	0	0	0	0	0	0	0	0	3	4
Allied Health	509	110	399	82	307	28	92	0	0	0	0	0	0	0	0	0	0	0	0	0	0
Dentistry	252	147	105	147	105	0	0	0	0	0	0	0	0	0	0	0	0	0	0	0	0
Graduate -CTS	15	3	12	3	12	0	0	0	0	0	0	0	0	0	0	0	0	0	0	0	0
Medicine	671	287	384	242	302	45	82	0	0	0	0	0	0	0	0	0	0	0	0	0	0
Nursing	279	36	243	24	136	9	90	3	17	0	0	0	0	0	0	0	0	0	0	0	0
Pharmacy	69	26	43	26	43	0	0	0	0	0	0	0	0	0	0	0	0	0	0	0	0
Public Health	75	31	44	31	37	0	7	0	0	0	0	0	0	0	0	0	0	0	0	0	0
Norman Inter-Campus	7	3	4	0	0	0	0	0	0	0	0	0	0	0	0	0	0	0	0	3	4
Non-Degree	0	0	0	0	0	0	0	0	0	0	0	0	0	0	0	0	0	0	0	0	0

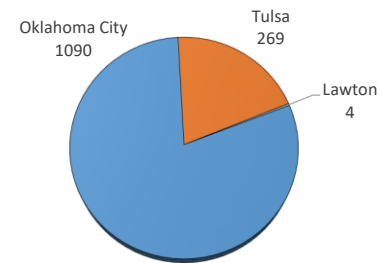
ENROLLMENT BY LOCATION



UNDERGRADUATE BY LOCATION



PROFESSIONAL BY LOCATION



GRADUATE COLLEGE BY LOCATION

